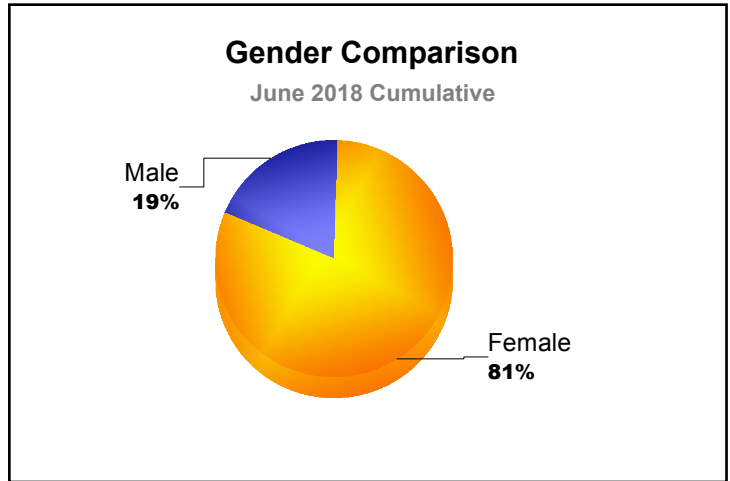
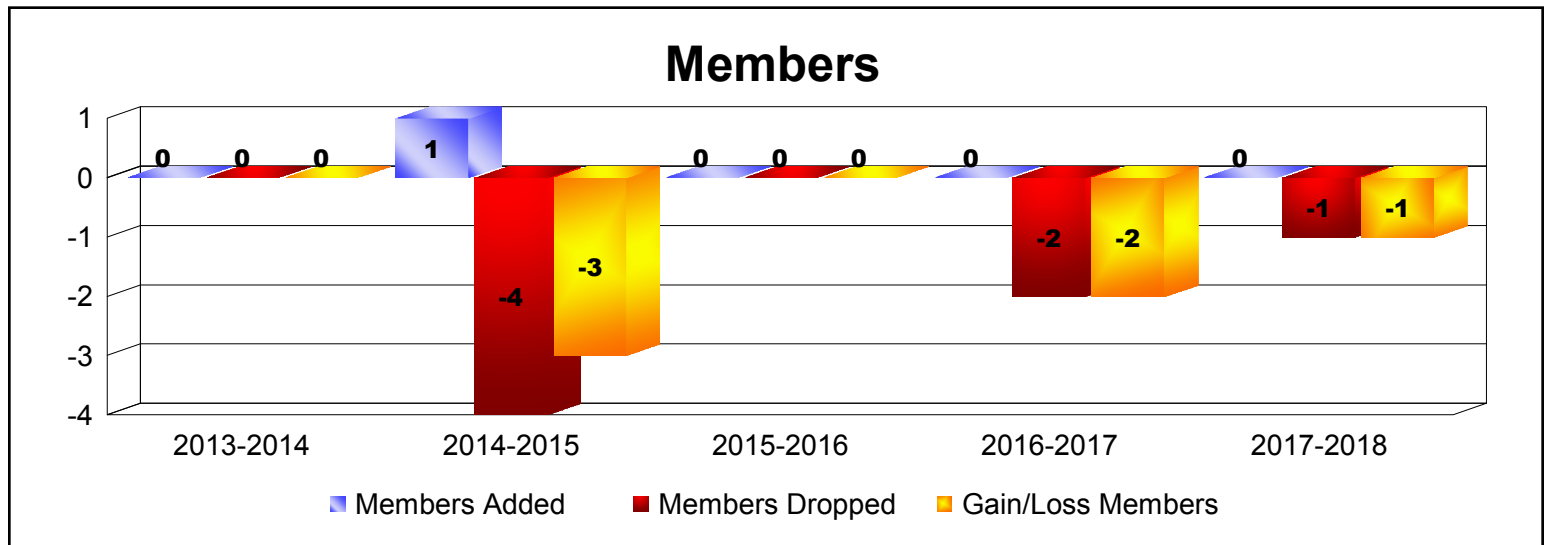
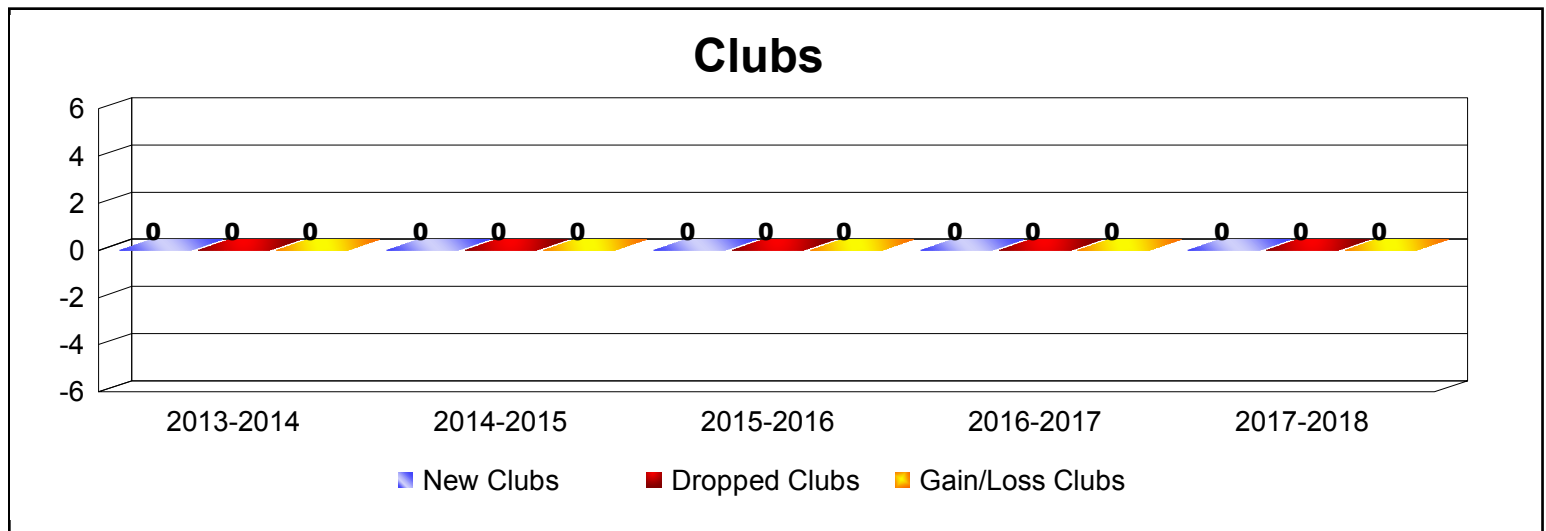
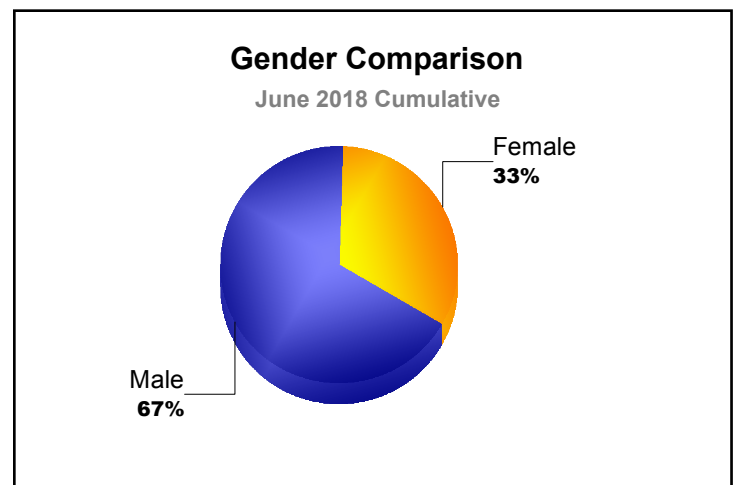
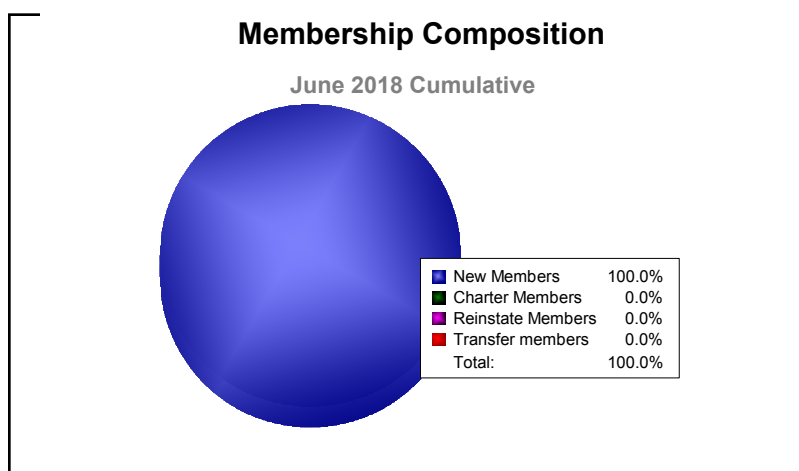
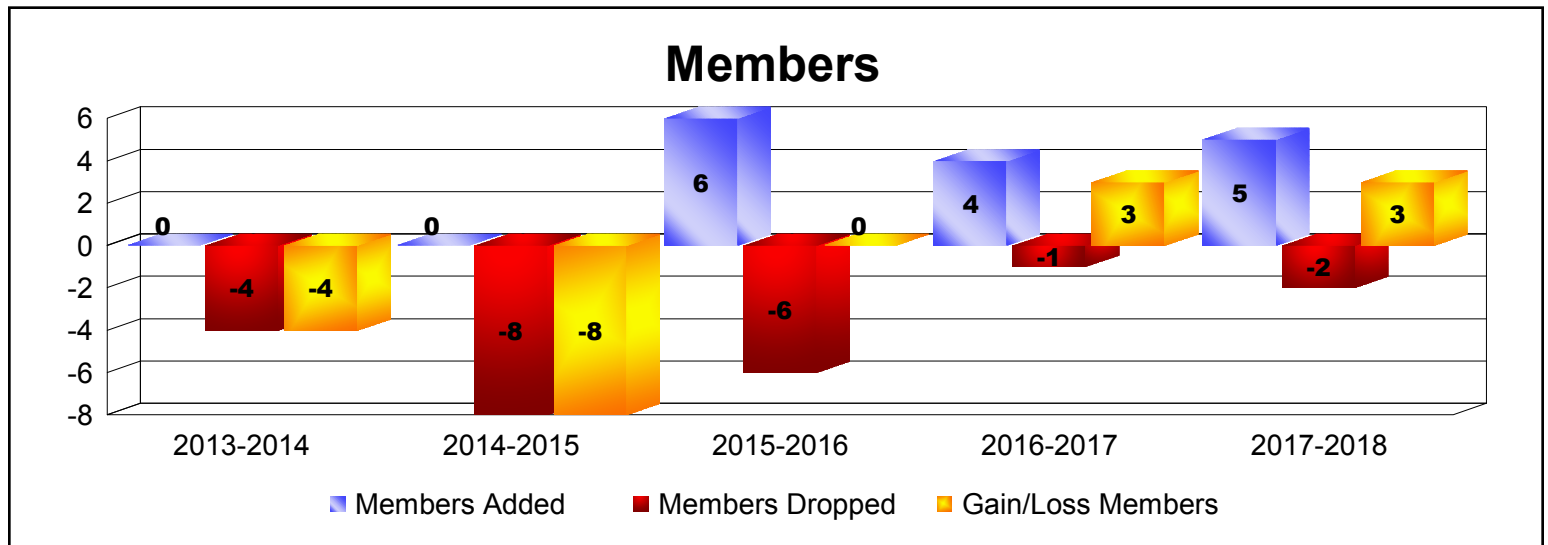
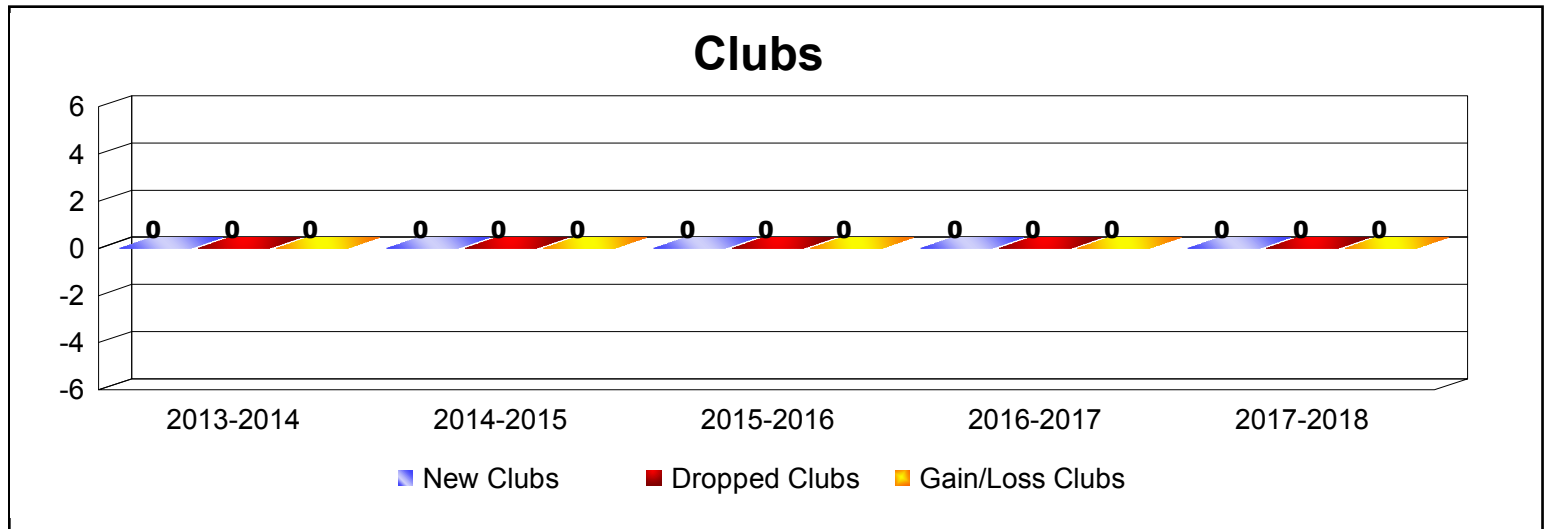


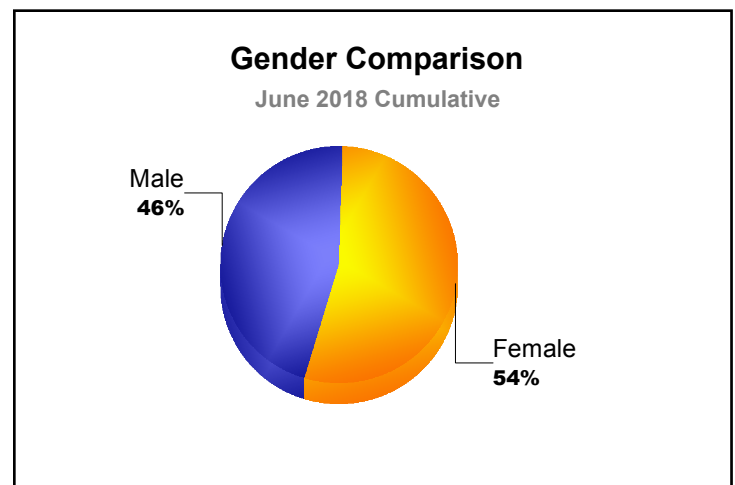
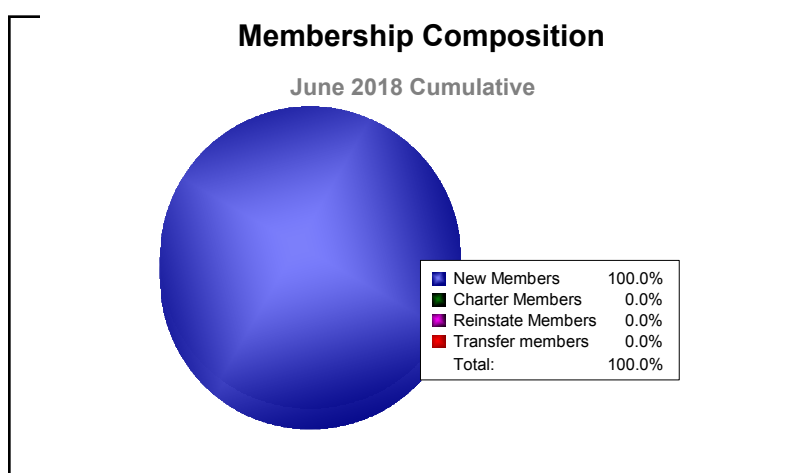
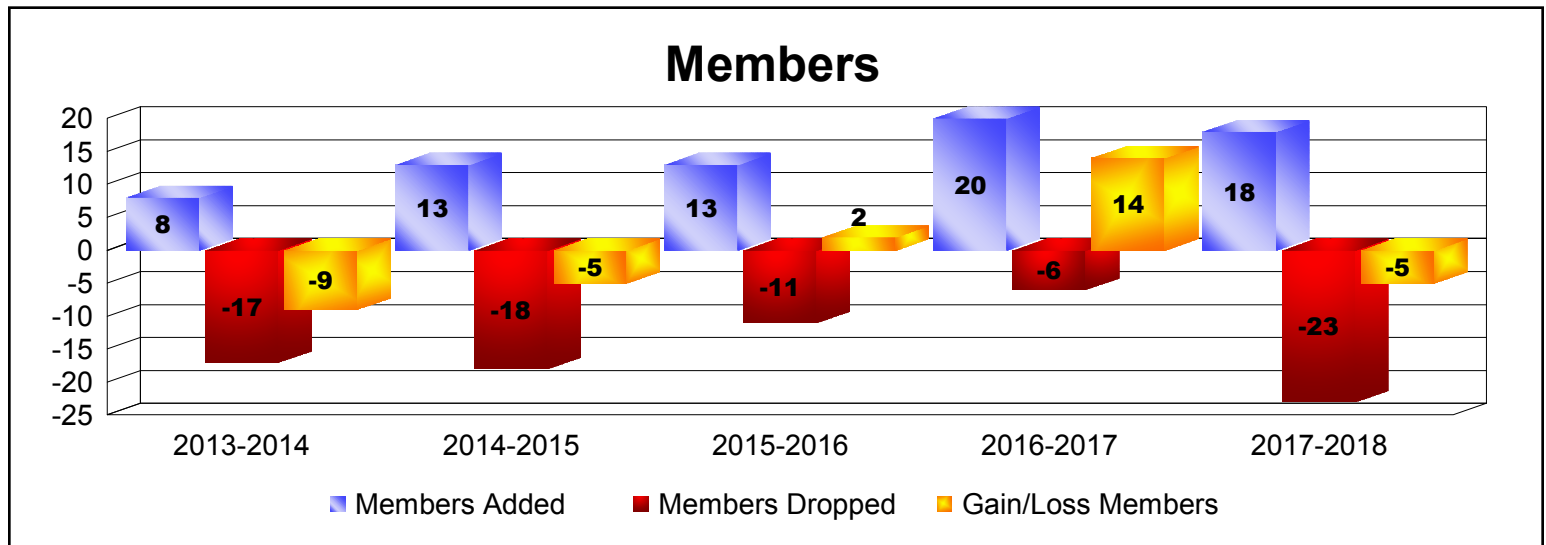
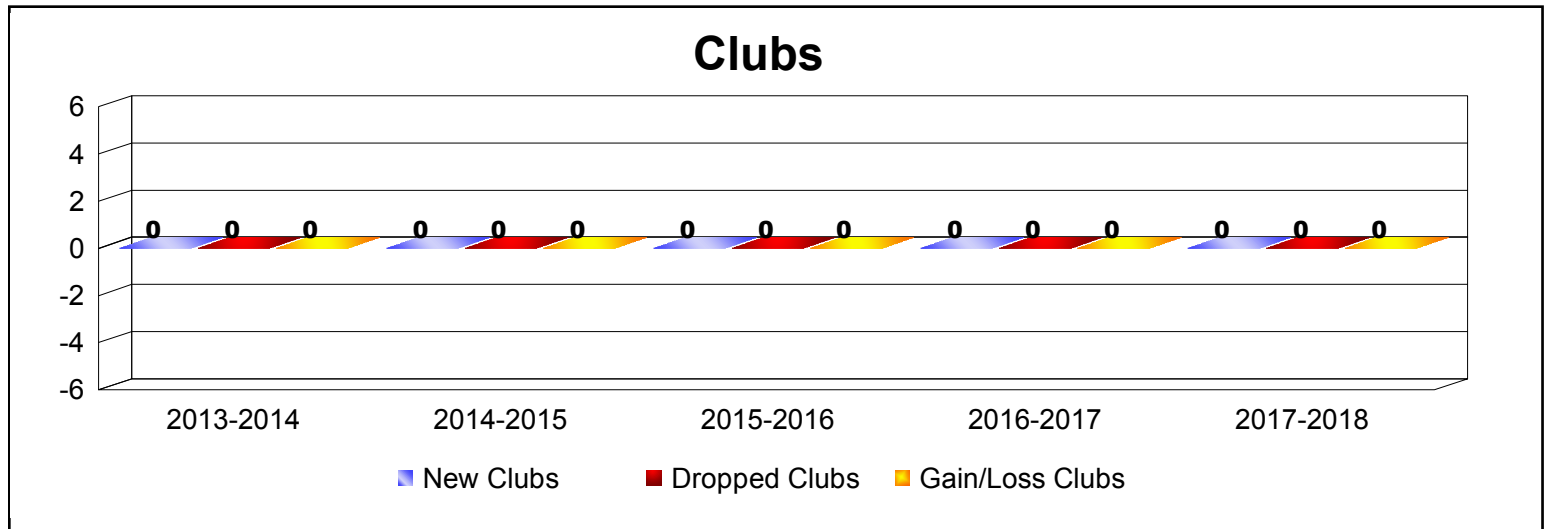
| Year | New Clubs | Dropped Clubs | Gain/ Loss Clubs | New Members | Charter Members | Reinstate Members | Transfer Members | Total Member Added | Total Members Dropped | Gain/ Loss Members |
|----------------|-----------|---------------|------------------|-------------|-----------------|-------------------|------------------|--------------------|-----------------------|--------------------|
| 2013-2014 | 0 | 0 | 0 | 0 | 0 | 0 | 0 | 0 | 0 | 0 |
| 2014-2015 | 0 | 0 | 0 | 1 | 0 | 0 | 0 | 1 | -4 | -3 |
| 2015-2016 | 0 | 0 | 0 | 0 | 0 | 0 | 0 | 0 | 0 | 0 |
| 2016-2017 | 0 | 0 | 0 | 0 | 0 | 0 | 0 | 0 | -2 | -2 |
| 2017-2018 | 0 | 0 | 0 | 0 | 0 | 0 | 0 | 0 | -1 | -1 |
| Average | 0 | 0 | 0 | 0 | 0 | 0 | 0 | 0 | -1 | -1 |



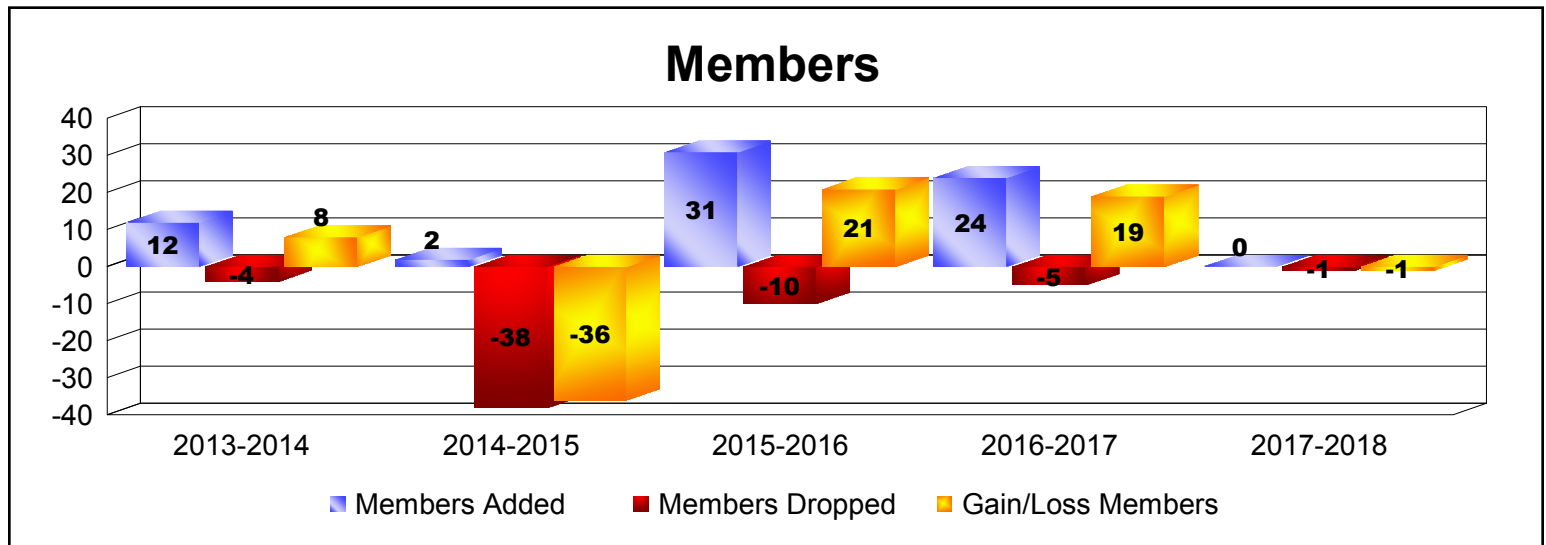
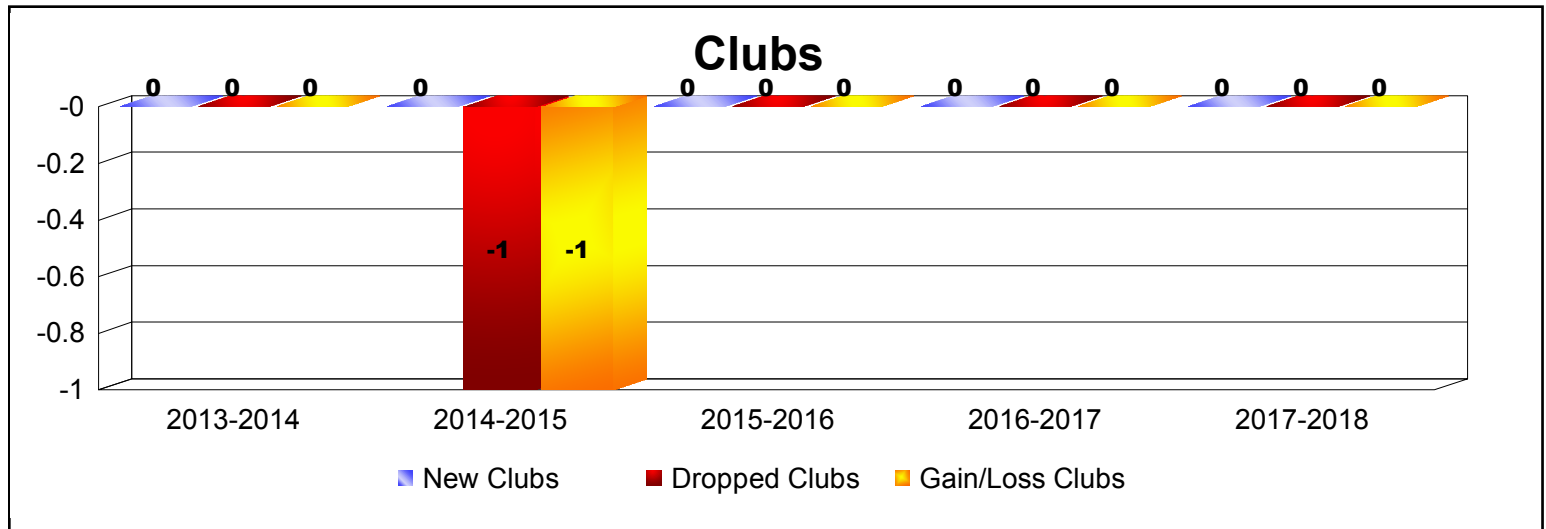
| Year | New Clubs | Dropped Clubs | Gain/ Loss Clubs | New Members | Charter Members | Reinstate Members | Transfer Members | Total Member Added | Total Members Dropped | Gain/ Loss Members |
|----------------|-----------|---------------|------------------|-------------|-----------------|-------------------|------------------|--------------------|-----------------------|--------------------|
| 2013-2014 | 0 | 0 | 0 | 0 | 0 | 0 | 0 | 0 | -4 | -4 |
| 2014-2015 | 0 | 0 | 0 | 0 | 0 | 0 | 0 | 0 | -8 | -8 |
| 2015-2016 | 0 | 0 | 0 | 6 | 0 | 0 | 0 | 6 | -6 | 0 |
| 2016-2017 | 0 | 0 | 0 | 4 | 0 | 0 | 0 | 4 | -1 | 3 |
| 2017-2018 | 0 | 0 | 0 | 5 | 0 | 0 | 0 | 5 | -2 | 3 |
| Average | 0 | 0 | 0 | 3 | 0 | 0 | 0 | 3 | -4 | -1 |



| Year | New Clubs | Dropped Clubs | Gain/ Loss Clubs | New Members | Charter Members | Reinstate Members | Transfer Members | Total Member Added | Total Members Dropped | Gain/ Loss Members |
|----------------|-----------|---------------|------------------|-------------|-----------------|-------------------|------------------|--------------------|-----------------------|--------------------|
| 2013-2014 | 0 | 0 | 0 | 7 | 0 | 0 | 1 | 8 | -17 | -9 |
| 2014-2015 | 0 | 0 | 0 | 12 | 0 | 1 | 0 | 13 | -18 | -5 |
| 2015-2016 | 0 | 0 | 0 | 12 | 0 | 1 | 0 | 13 | -11 | 2 |
| 2016-2017 | 0 | 0 | 0 | 20 | 0 | 0 | 0 | 20 | -6 | 14 |
| 2017-2018 | 0 | 0 | 0 | 18 | 0 | 0 | 0 | 18 | -23 | -5 |
| Average | 0 | 0 | 0 | 14 | 0 | 0 | 0 | 14 | -15 | -1 |



| Year | New Clubs | Dropped Clubs | Gain/ Loss Clubs | New Members | Charter Members | Reinstate Members | Transfer Members | Total Member Added | Total Members Dropped | Gain/ Loss Members |
|----------------|-----------|---------------|------------------|-------------|-----------------|-------------------|------------------|--------------------|-----------------------|--------------------|
| 2013-2014 | 0 | 0 | 0 | 12 | 0 | 0 | 0 | 12 | -4 | 8 |
| 2014-2015 | 0 | -1 | -1 | 2 | 0 | 0 | 0 | 2 | -38 | -36 |
| 2015-2016 | 0 | 0 | 0 | 1 | 13 | 17 | 0 | 31 | -10 | 21 |
| 2016-2017 | 0 | 0 | 0 | 24 | 0 | 0 | 0 | 24 | -5 | 19 |
| 2017-2018 | 0 | 0 | 0 | 0 | 0 | 0 | 0 | 0 | -1 | -1 |
| Average | 0 | 0 | 0 | 8 | 3 | 3 | 0 | 14 | -12 | 2 |



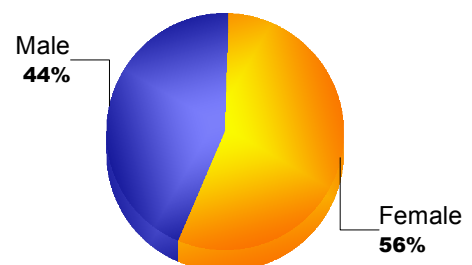
Membership Composition

June 2018 Cumulative

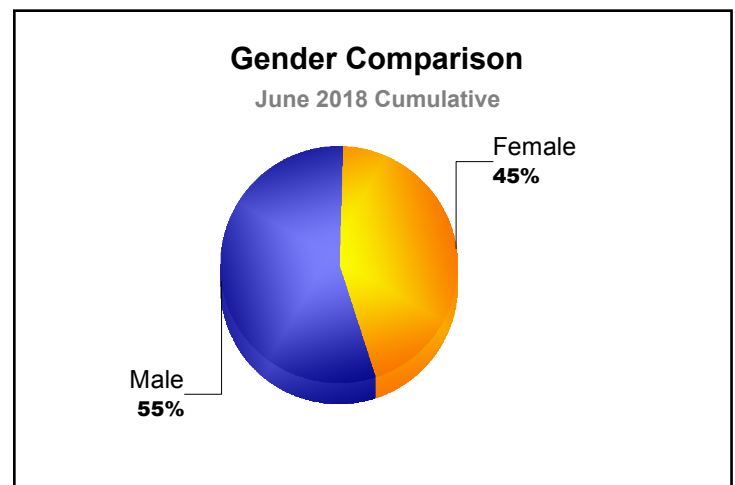
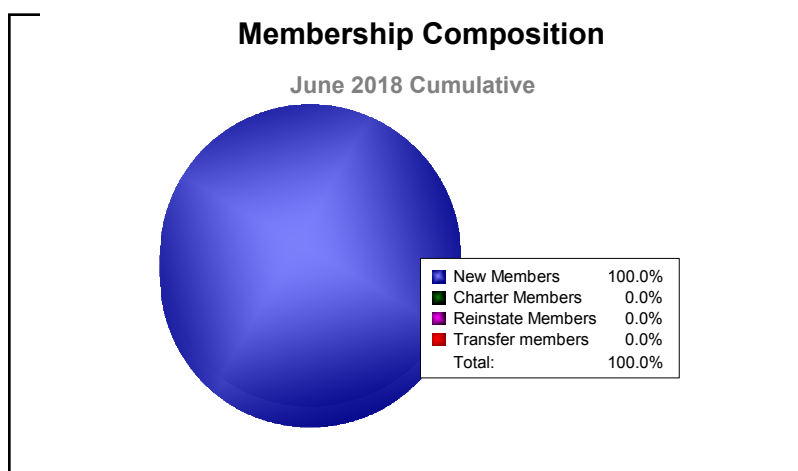
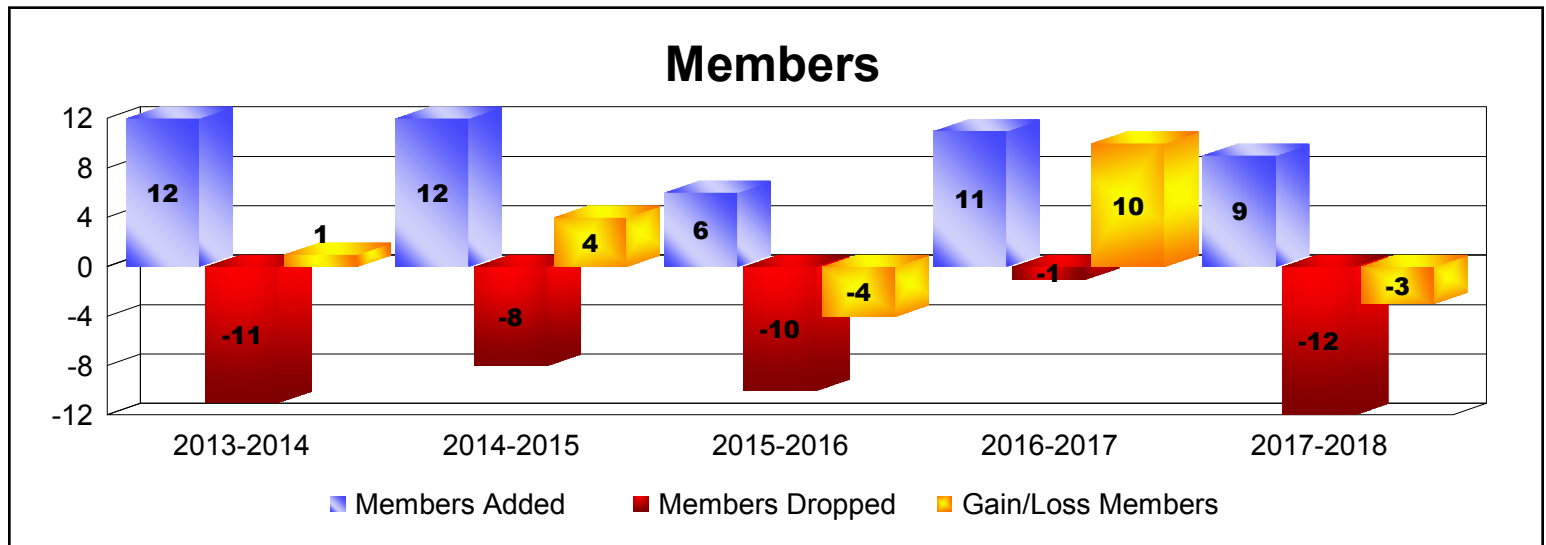
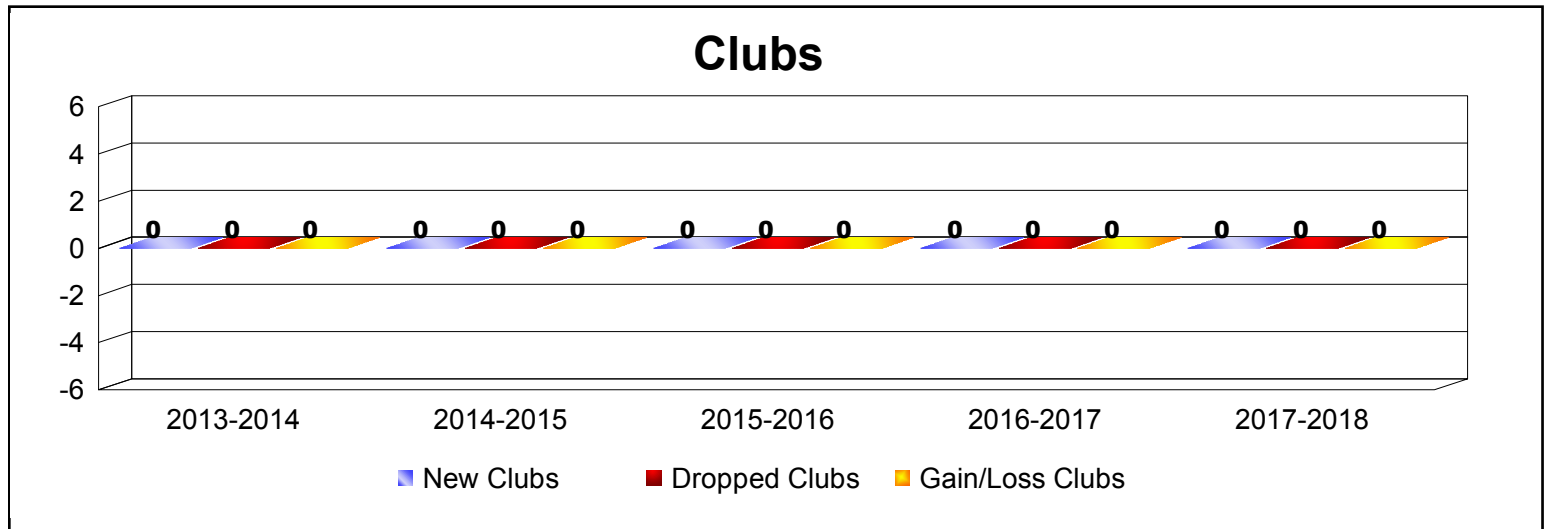
| | |
|-------------------|---------------|
| New Members | 0.0% |
| Charter Members | 0.0% |
| Reinstate Members | 0.0% |
| Transfer members | 0.0% |
| Total: | 100.0% |

Gender Comparison

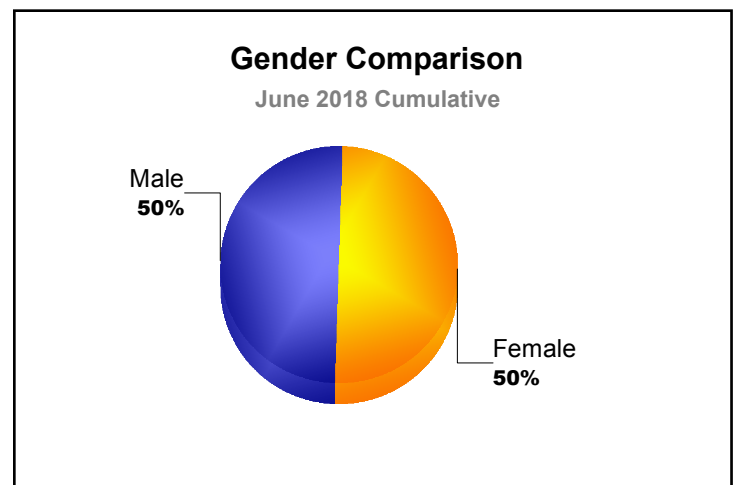
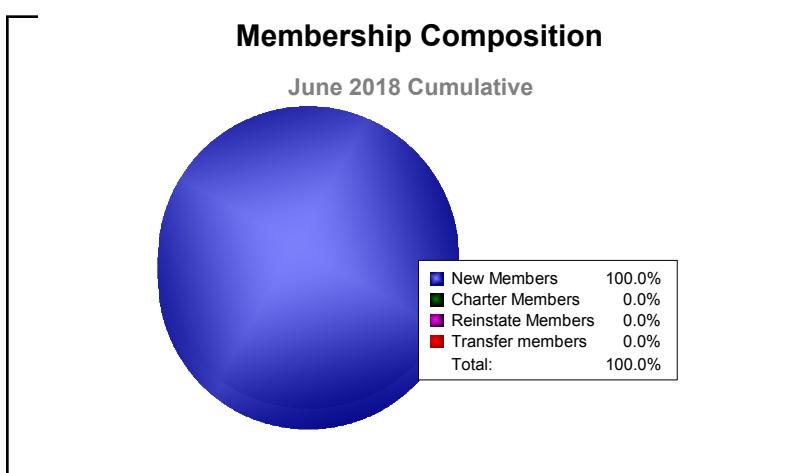
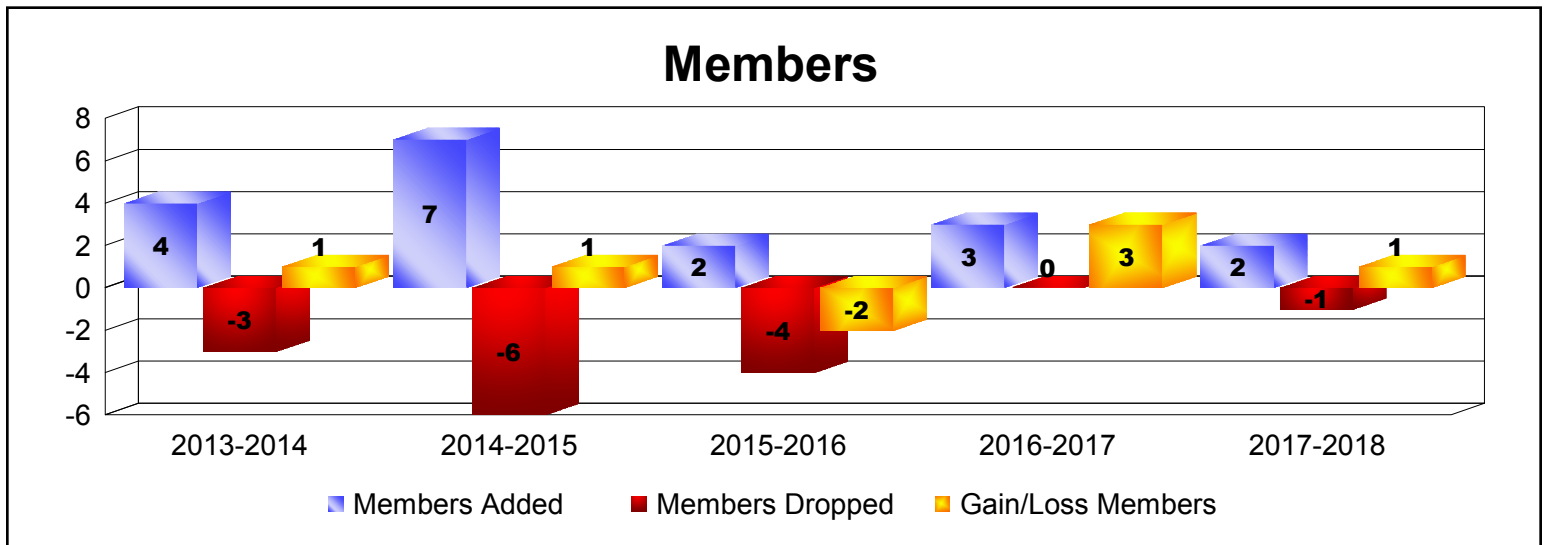
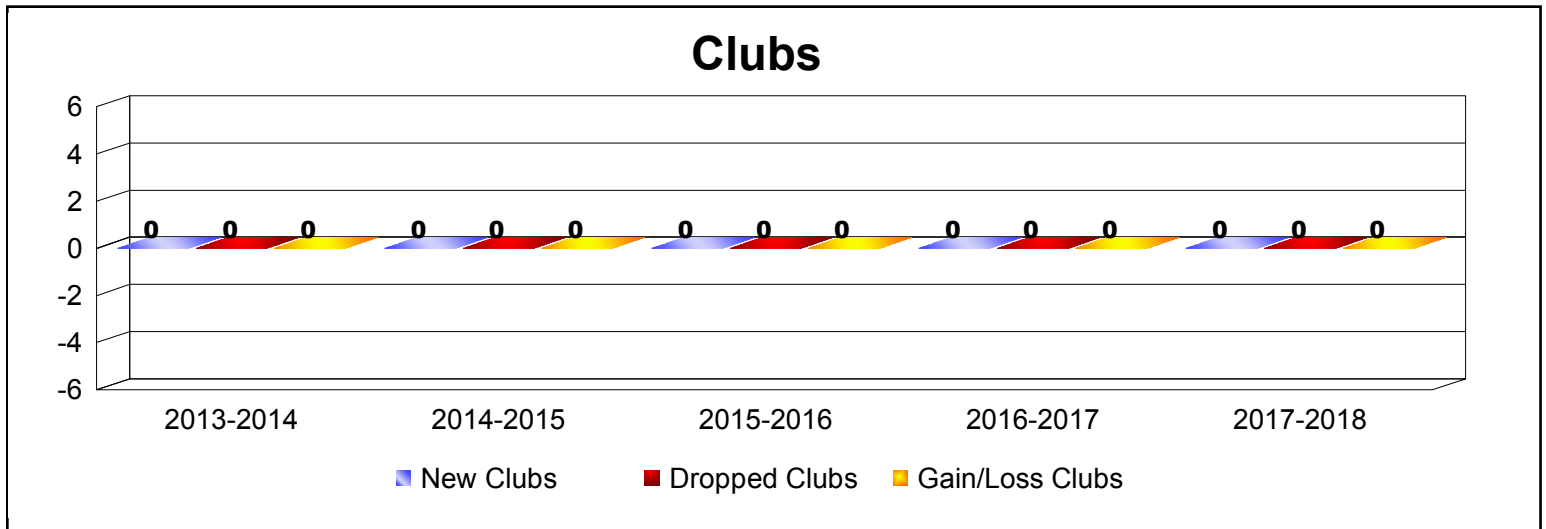
June 2018 Cumulative



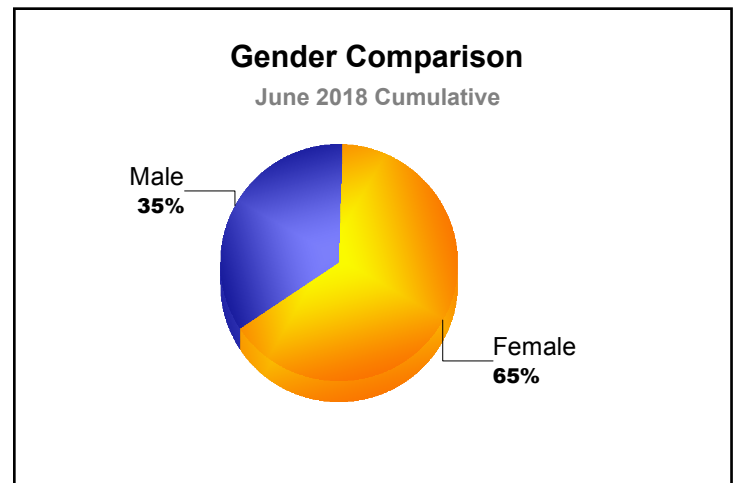
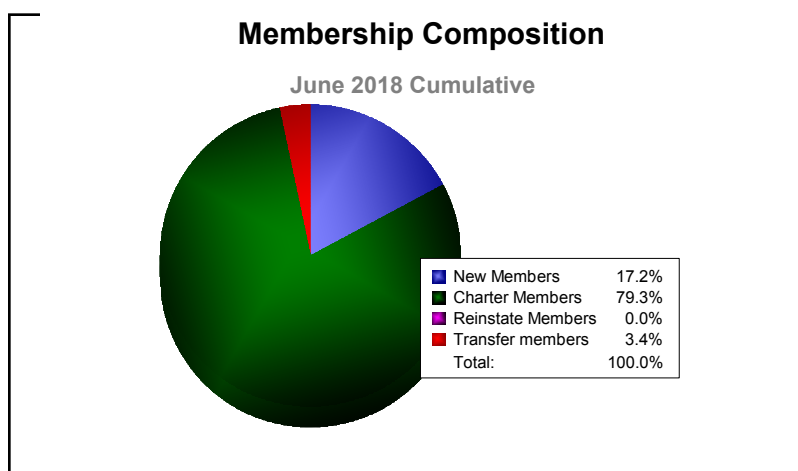
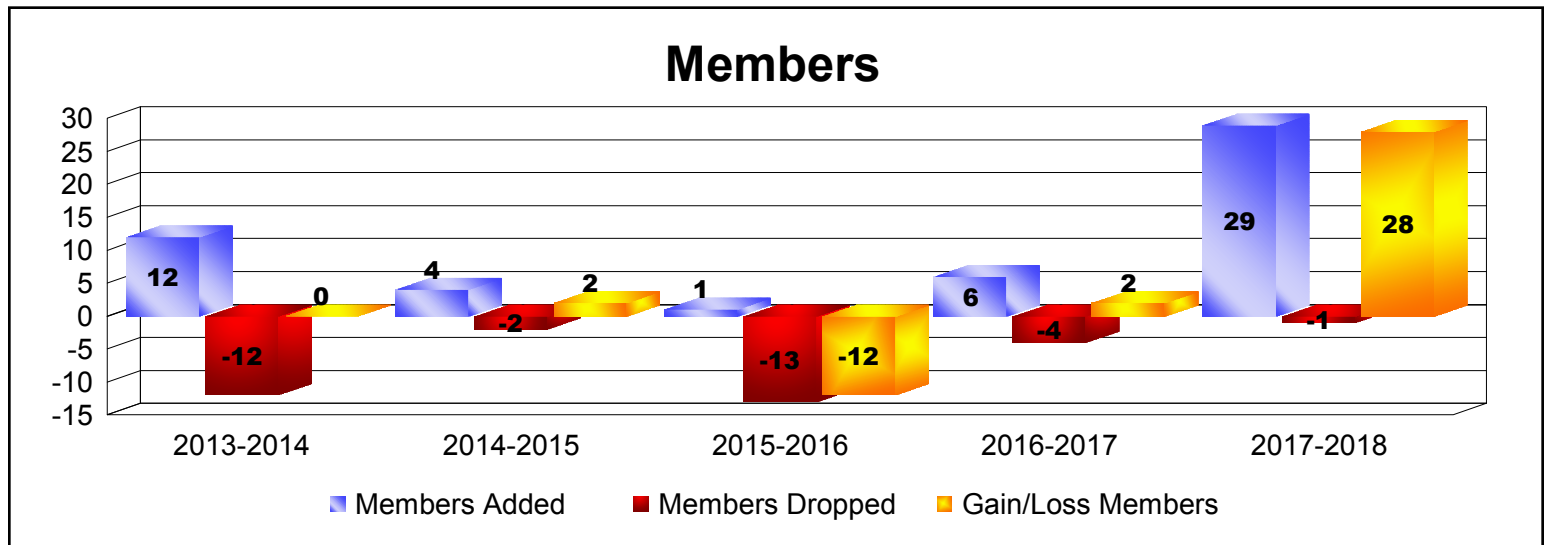
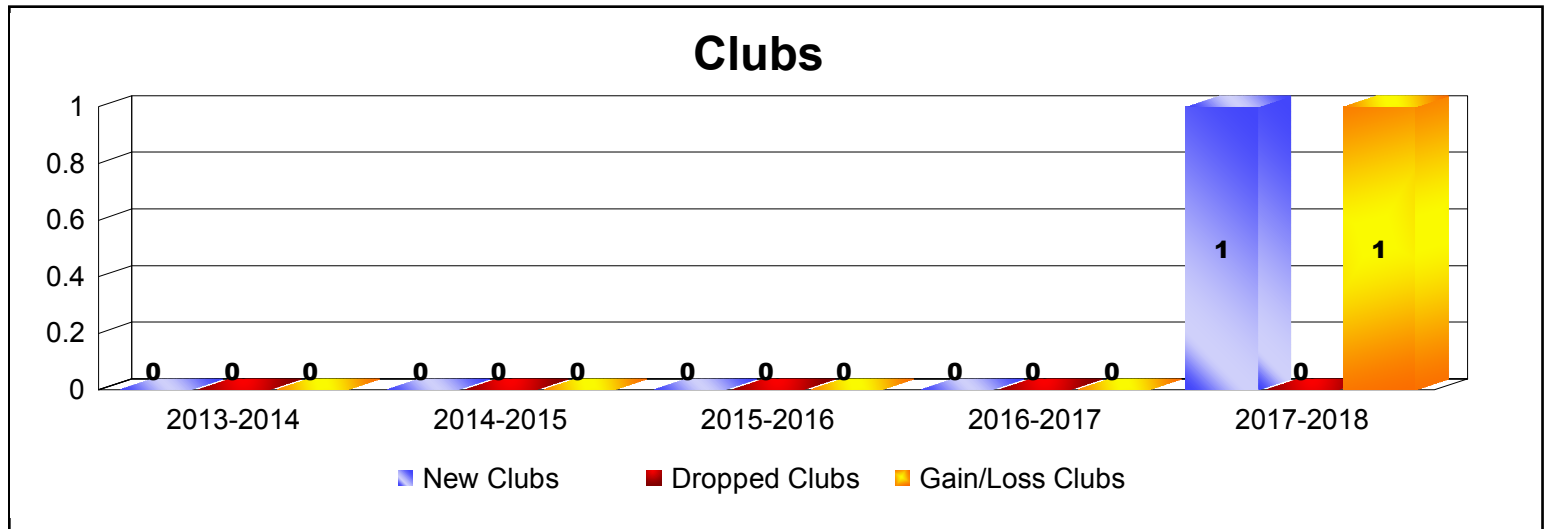
| Year | New Clubs | Dropped Clubs | Gain/ Loss Clubs | New Members | Charter Members | Reinstate Members | Transfer Members | Total Member Added | Total Members Dropped | Gain/ Loss Members |
|----------------|-----------|---------------|------------------|-------------|-----------------|-------------------|------------------|--------------------|-----------------------|--------------------|
| 2013-2014 | 0 | 0 | 0 | 11 | 0 | 1 | 0 | 12 | -11 | 1 |
| 2014-2015 | 0 | 0 | 0 | 12 | 0 | 0 | 0 | 12 | -8 | 4 |
| 2015-2016 | 0 | 0 | 0 | 6 | 0 | 0 | 0 | 6 | -10 | -4 |
| 2016-2017 | 0 | 0 | 0 | 11 | 0 | 0 | 0 | 11 | -1 | 10 |
| 2017-2018 | 0 | 0 | 0 | 9 | 0 | 0 | 0 | 9 | -12 | -3 |
| Average | 0 | 0 | 0 | 10 | 0 | 0 | 0 | 10 | -8 | 2 |



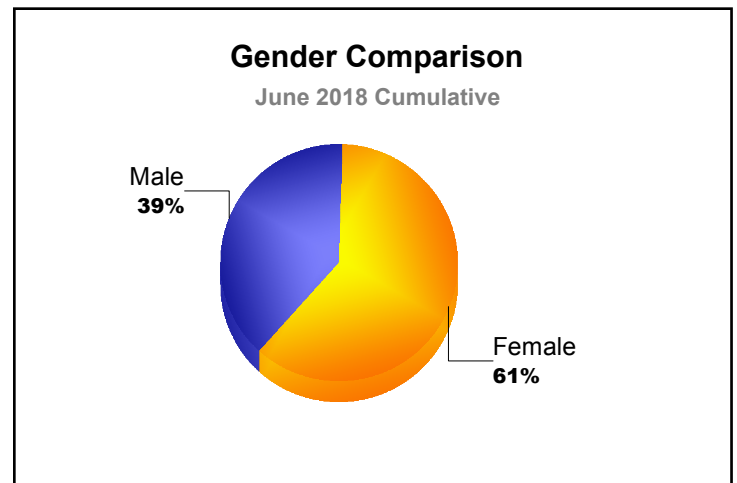
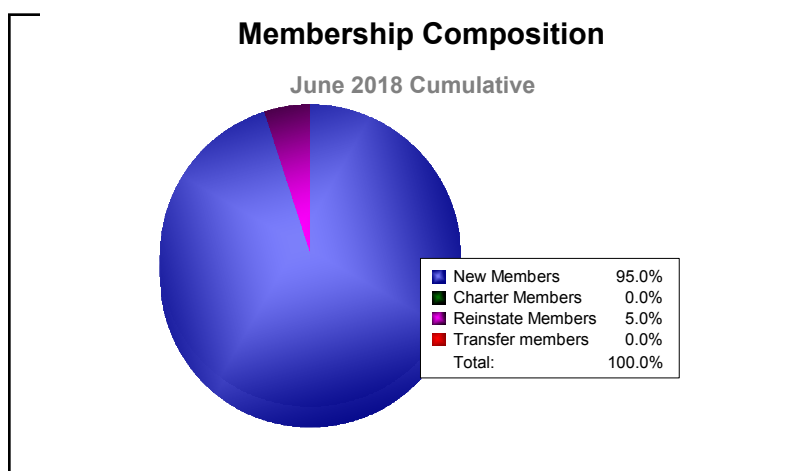
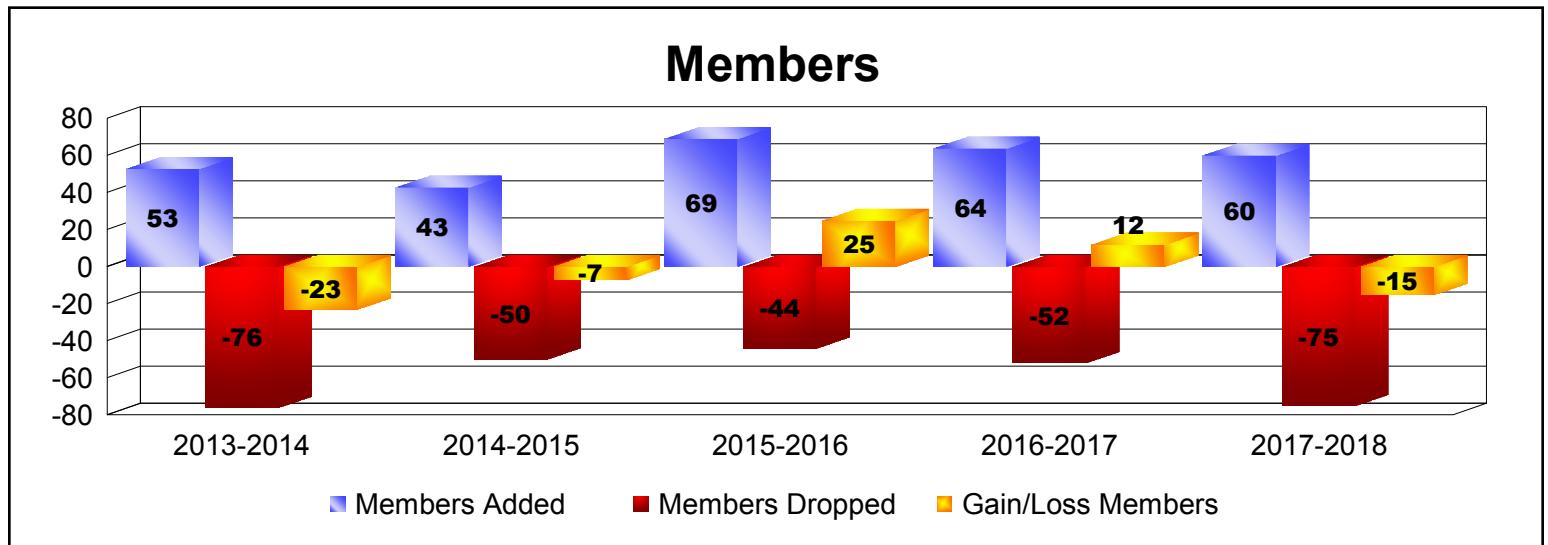
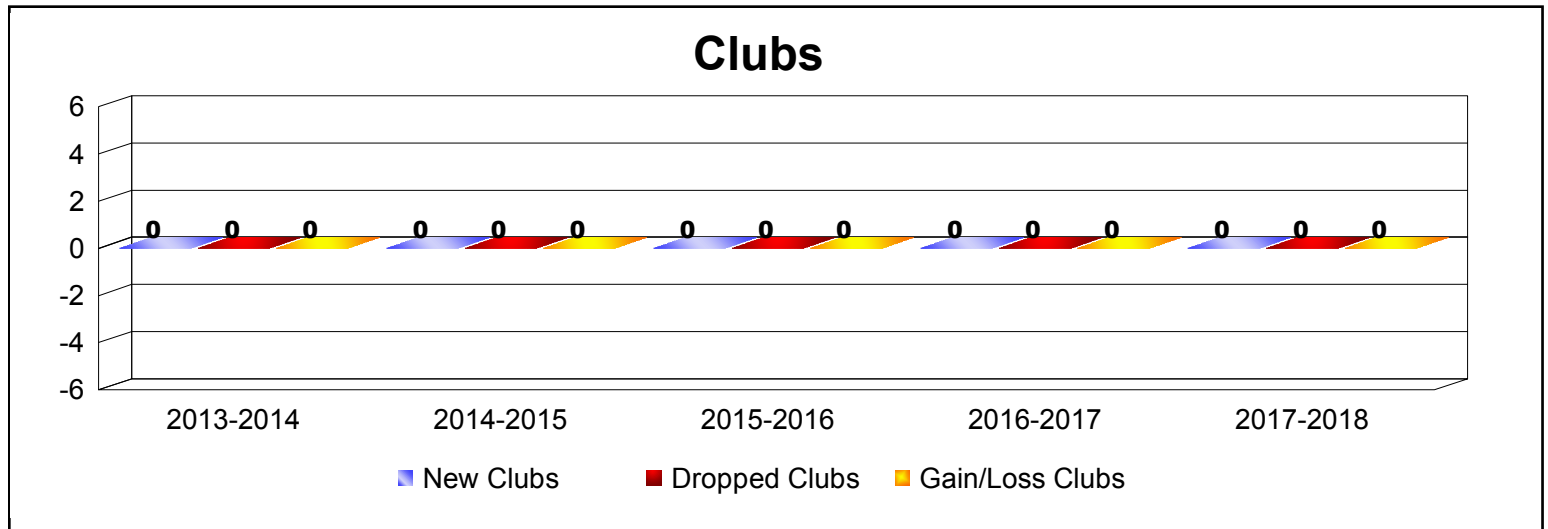
| Year | New Clubs | Dropped Clubs | Gain/ Loss Clubs | New Members | Charter Members | Reinstate Members | Transfer Members | Total Member Added | Total Members Dropped | Gain/ Loss Members |
|----------------|-----------|---------------|------------------|-------------|-----------------|-------------------|------------------|--------------------|-----------------------|--------------------|
| 2013-2014 | 0 | 0 | 0 | 4 | 0 | 0 | 0 | 4 | -3 | 1 |
| 2014-2015 | 0 | 0 | 0 | 7 | 0 | 0 | 0 | 7 | -6 | 1 |
| 2015-2016 | 0 | 0 | 0 | 1 | 0 | 1 | 0 | 2 | -4 | -2 |
| 2016-2017 | 0 | 0 | 0 | 3 | 0 | 0 | 0 | 3 | 0 | 3 |
| 2017-2018 | 0 | 0 | 0 | 2 | 0 | 0 | 0 | 2 | -1 | 1 |
| Average | 0 | 0 | 0 | 3 | 0 | 0 | 0 | 4 | -3 | 1 |



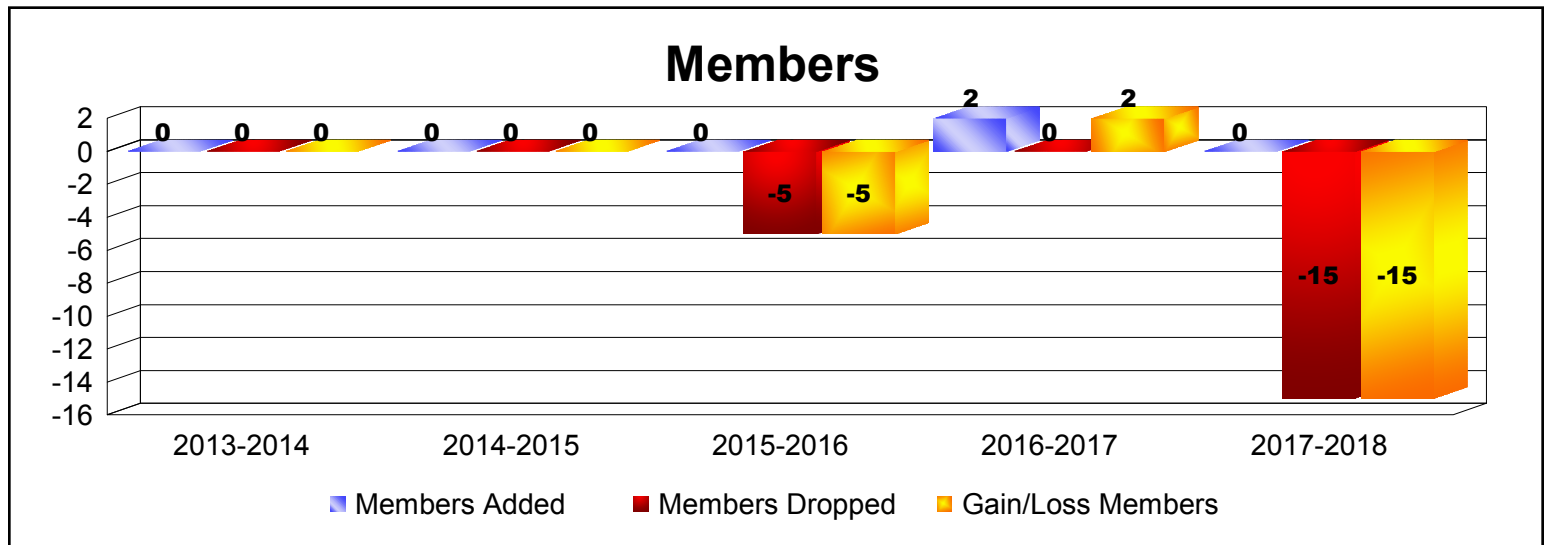
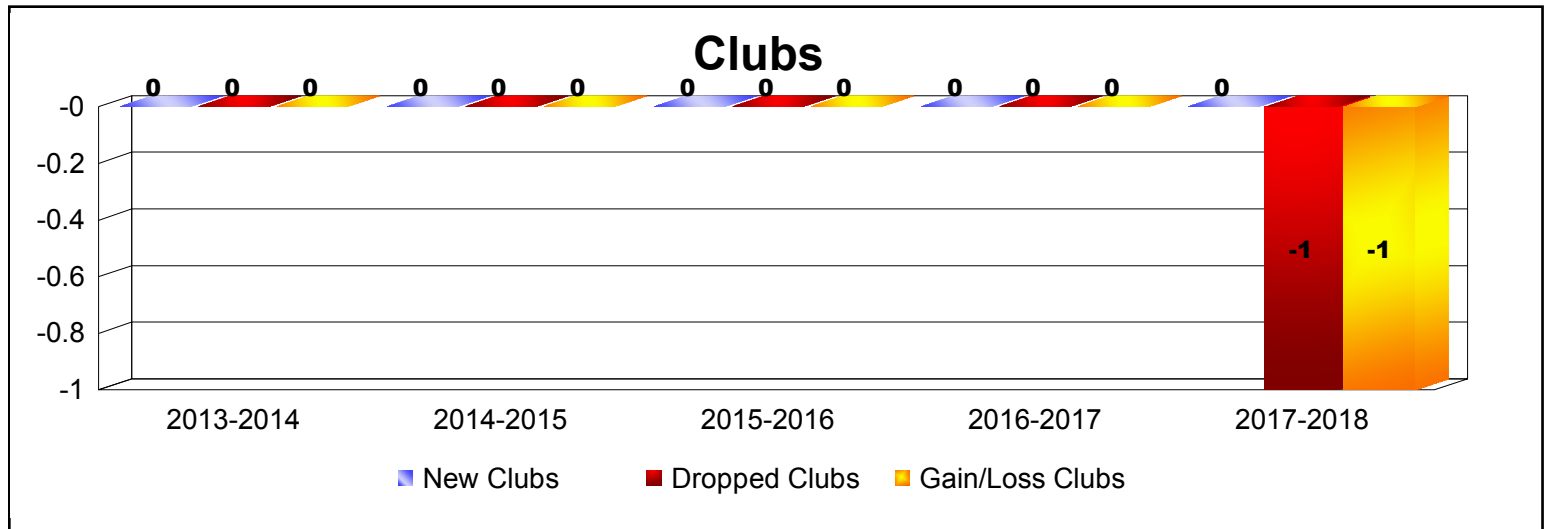
| Year | New Clubs | Dropped Clubs | Gain/ Loss Clubs | New Members | Charter Members | Reinstate Members | Transfer Members | Total Member Added | Total Members Dropped | Gain/ Loss Members |
|----------------|-----------|---------------|------------------|-------------|-----------------|-------------------|------------------|--------------------|-----------------------|--------------------|
| 2013-2014 | 0 | 0 | 0 | 12 | 0 | 0 | 0 | 12 | -12 | 0 |
| 2014-2015 | 0 | 0 | 0 | 3 | 0 | 1 | 0 | 4 | -2 | 2 |
| 2015-2016 | 0 | 0 | 0 | 1 | 0 | 0 | 0 | 1 | -13 | -12 |
| 2016-2017 | 0 | 0 | 0 | 6 | 0 | 0 | 0 | 6 | -4 | 2 |
| 2017-2018 | 1 | 0 | 1 | 5 | 23 | 0 | 1 | 29 | -1 | 28 |
| Average | 0 | 0 | 0 | 5 | 5 | 0 | 0 | 10 | -6 | 4 |



| Year | New Clubs | Dropped Clubs | Gain/ Loss Clubs | New Members | Charter Members | Reinstate Members | Transfer Members | Total Member Added | Total Members Dropped | Gain/ Loss Members |
|----------------|-----------|---------------|------------------|-------------|-----------------|-------------------|------------------|--------------------|-----------------------|--------------------|
| 2013-2014 | 0 | 0 | 0 | 51 | 0 | 1 | 1 | 53 | -76 | -23 |
| 2014-2015 | 0 | 0 | 0 | 34 | 0 | 5 | 4 | 43 | -50 | -7 |
| 2015-2016 | 0 | 0 | 0 | 69 | 0 | 0 | 0 | 69 | -44 | 25 |
| 2016-2017 | 0 | 0 | 0 | 61 | 0 | 0 | 3 | 64 | -52 | 12 |
| 2017-2018 | 0 | 0 | 0 | 57 | 0 | 3 | 0 | 60 | -75 | -15 |
| Average | 0 | 0 | 0 | 54 | 0 | 2 | 2 | 58 | -59 | -2 |



| Year | New Clubs | Dropped Clubs | Gain/ Loss Clubs | New Members | Charter Members | Reinstate Members | Transfer Members | Total Member Added | Total Members Dropped | Gain/ Loss Members |
|----------------|-----------|---------------|------------------|-------------|-----------------|-------------------|------------------|--------------------|-----------------------|--------------------|
| 2013-2014 | 0 | 0 | 0 | 0 | 0 | 0 | 0 | 0 | 0 | 0 |
| 2014-2015 | 0 | 0 | 0 | 0 | 0 | 0 | 0 | 0 | 0 | 0 |
| 2015-2016 | 0 | 0 | 0 | 0 | 0 | 0 | 0 | 0 | -5 | -5 |
| 2016-2017 | 0 | 0 | 0 | 2 | 0 | 0 | 0 | 2 | 0 | 2 |
| 2017-2018 | 0 | -1 | -1 | 0 | 0 | 0 | 0 | 0 | -15 | -15 |
| Average | 0 | 0 | 0 | 0 | 0 | 0 | 0 | 0 | -4 | -4 |



Membership Composition

June 2018 Cumulative

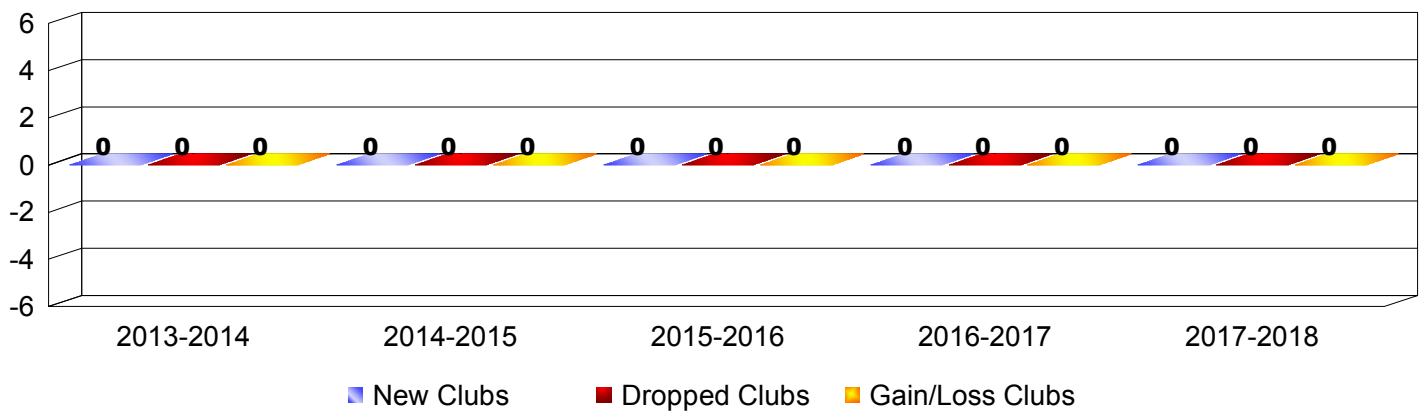
| | |
|-------------------|---------------|
| New Members | 0.0% |
| Charter Members | 0.0% |
| Reinstate Members | 0.0% |
| Transfer members | 0.0% |
| Total: | 100.0% |

Gender Comparison

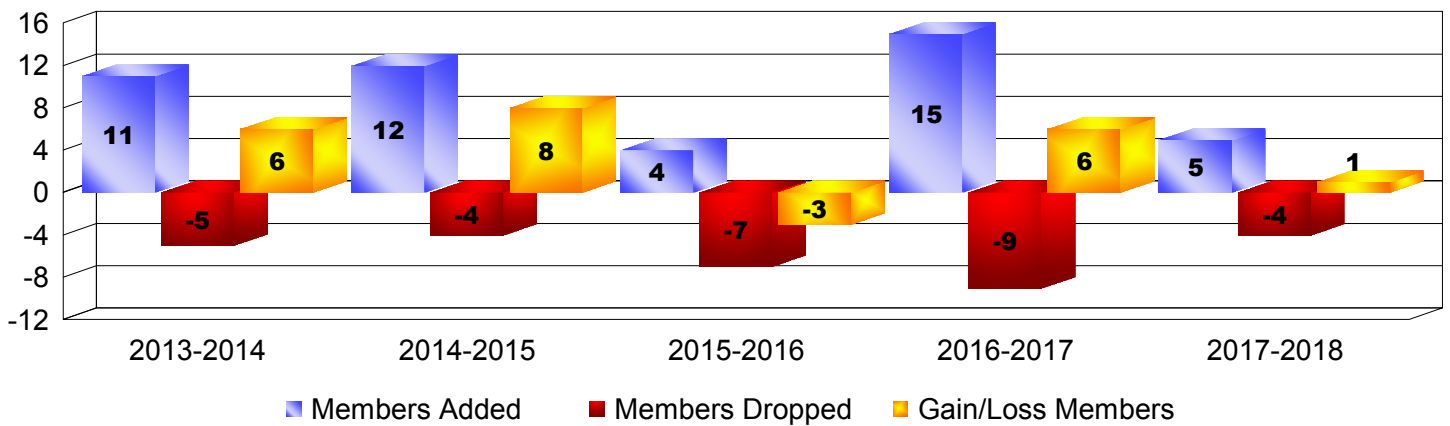
June 2018 Cumulative

| Year | New Clubs | Dropped Clubs | Gain/ Loss Clubs | New Members | Charter Members | Reinstate Members | Transfer Members | Total Member Added | Total Members Dropped | Gain/ Loss Members |
|----------------|-----------|---------------|------------------|-------------|-----------------|-------------------|------------------|--------------------|-----------------------|--------------------|
| 2013-2014 | 0 | 0 | 0 | 10 | 0 | 0 | 1 | 11 | -2 | 9 |
| 2013-2014 | 0 | 0 | 0 | 0 | 0 | 0 | 0 | 0 | 0 | 0 |
| 2013-2014 | 0 | 0 | 0 | 0 | 0 | 0 | 0 | 0 | -3 | -3 |
| 2014-2015 | 0 | 0 | 0 | 0 | 0 | 0 | 1 | 1 | -3 | -2 |
| 2014-2015 | 0 | 0 | 0 | 0 | 0 | 0 | 0 | 0 | 0 | 0 |
| 2014-2015 | 0 | 0 | 0 | 11 | 0 | 0 | 0 | 11 | -1 | 10 |
| 2015-2016 | 0 | 0 | 0 | 4 | 0 | 0 | 0 | 4 | -2 | 2 |
| 2015-2016 | 0 | 0 | 0 | 0 | 0 | 0 | 0 | 0 | 0 | 0 |
| 2015-2016 | 0 | 0 | 0 | 0 | 0 | 0 | 0 | 0 | -5 | -5 |
| 2016-2017 | 0 | 0 | 0 | 8 | 0 | 0 | 0 | 8 | -2 | 6 |
| 2016-2017 | 0 | 0 | 0 | 5 | 0 | 0 | 0 | 5 | -5 | 0 |
| 2016-2017 | 0 | 0 | 0 | 2 | 0 | 0 | 0 | 2 | -2 | 0 |
| 2017-2018 | 0 | 0 | 0 | 3 | 0 | 0 | 0 | 3 | -3 | 0 |
| 2017-2018 | 0 | 0 | 0 | 0 | 0 | 0 | 0 | 0 | 0 | 0 |
| 2017-2018 | 0 | 0 | 0 | 2 | 0 | 0 | 0 | 2 | -1 | 1 |
| Average | 0 | 0 | 0 | 3 | 0 | 0 | 0 | 3 | -2 | 1 |

Clubs

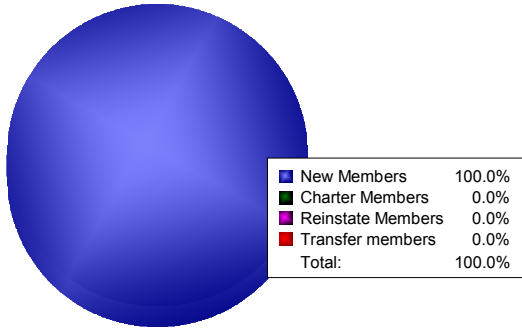


Members



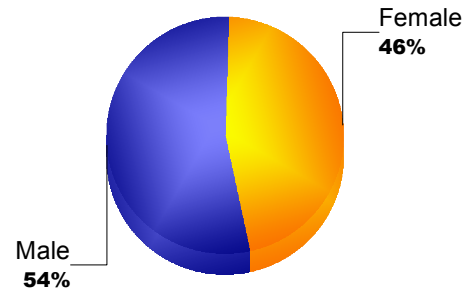
Membership Composition

June 2018 Cumulative

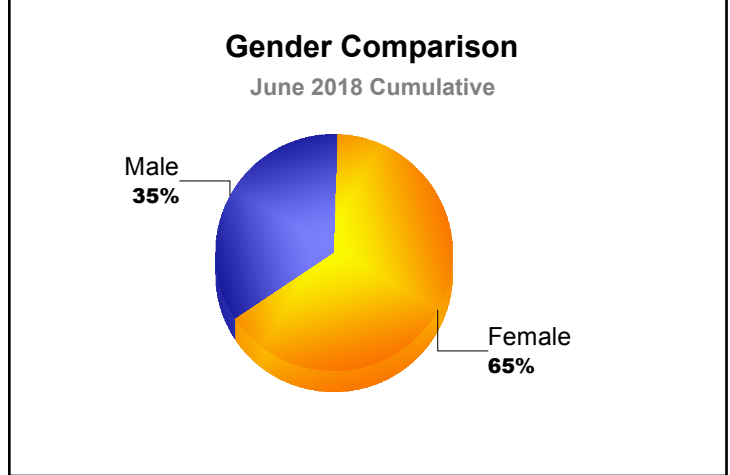
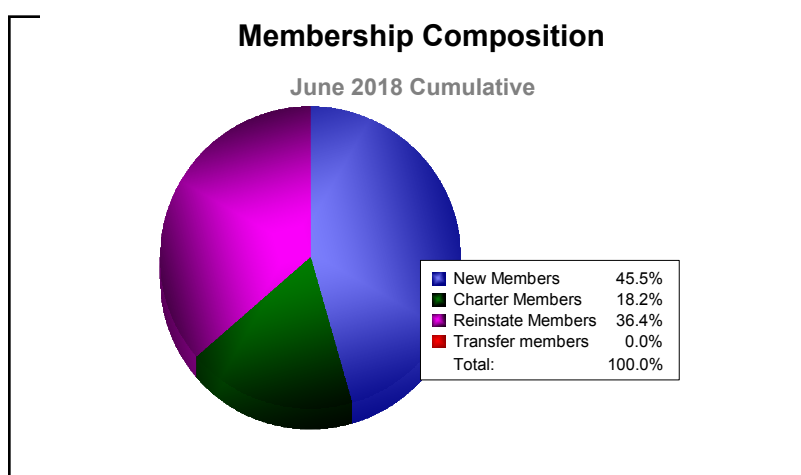
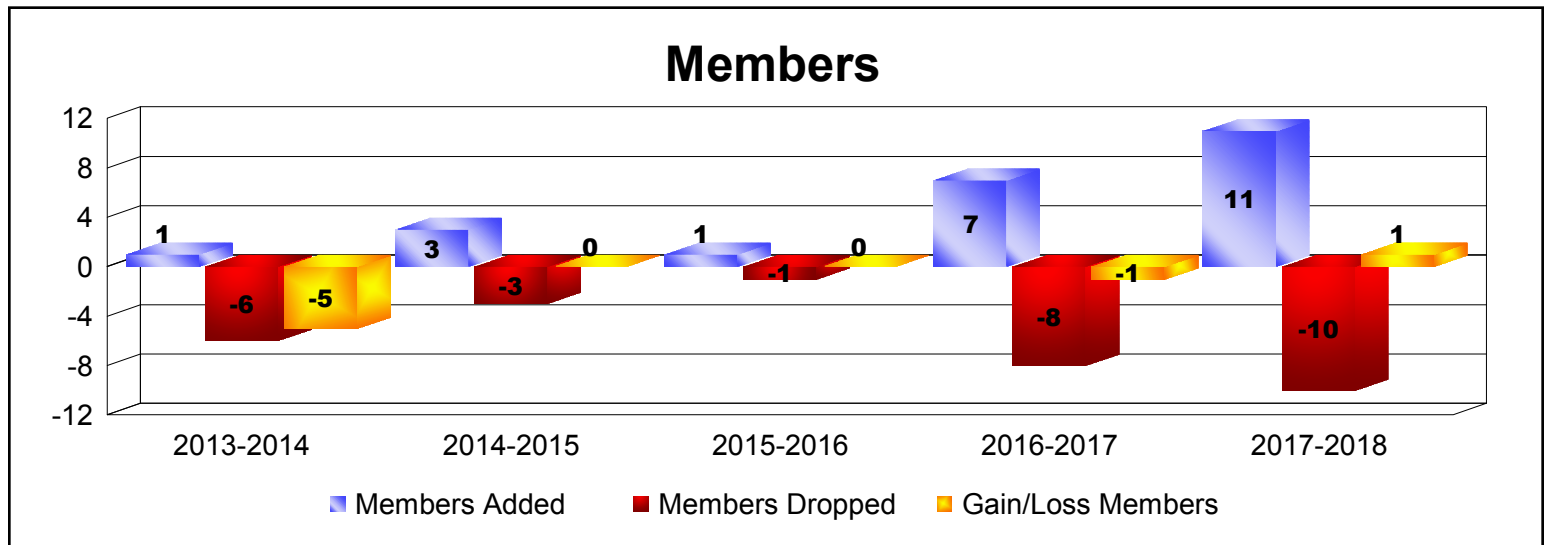
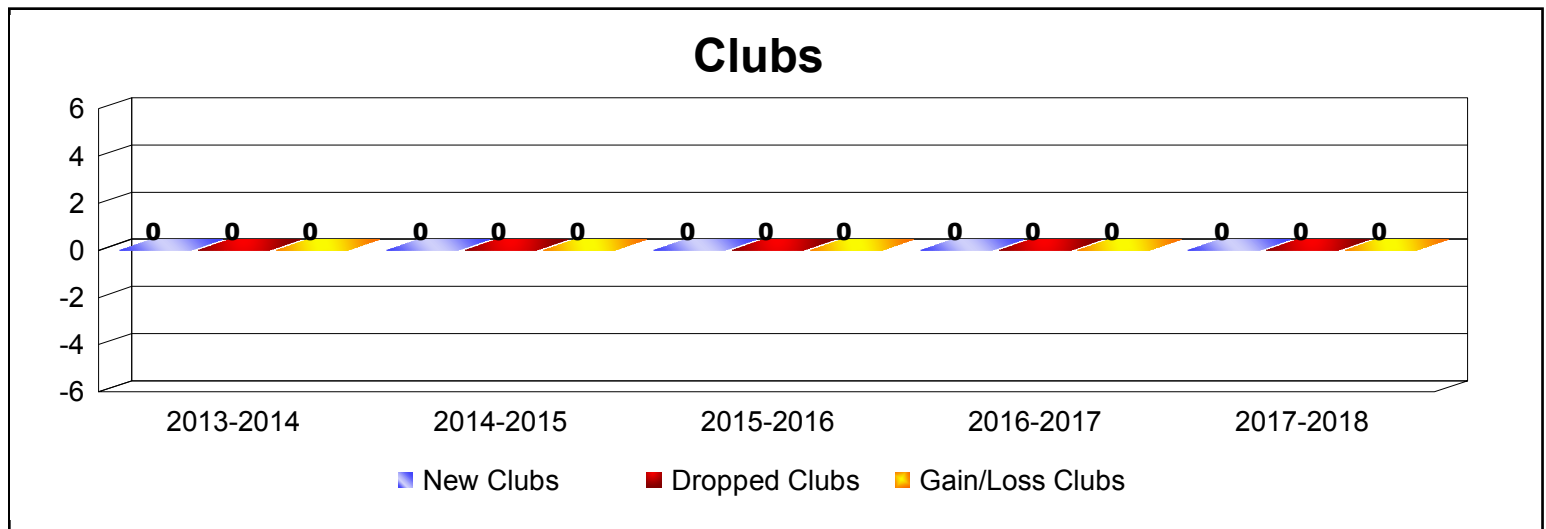


Gender Comparison

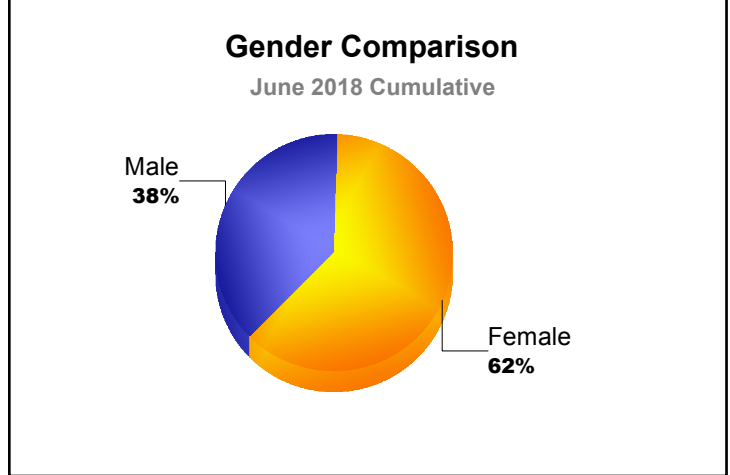
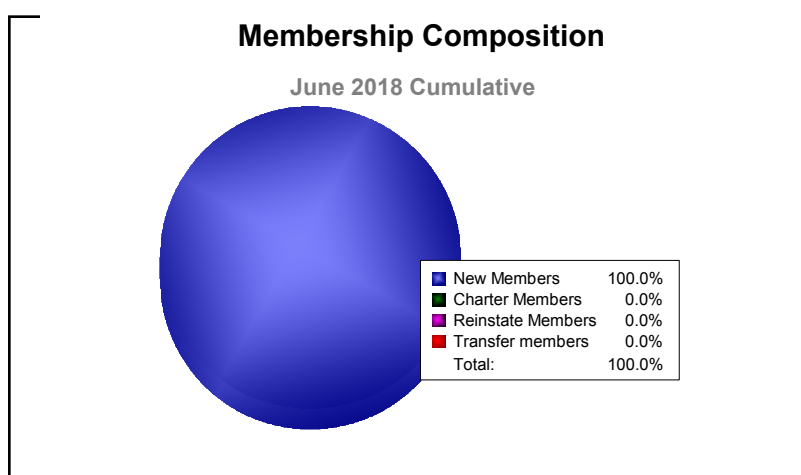
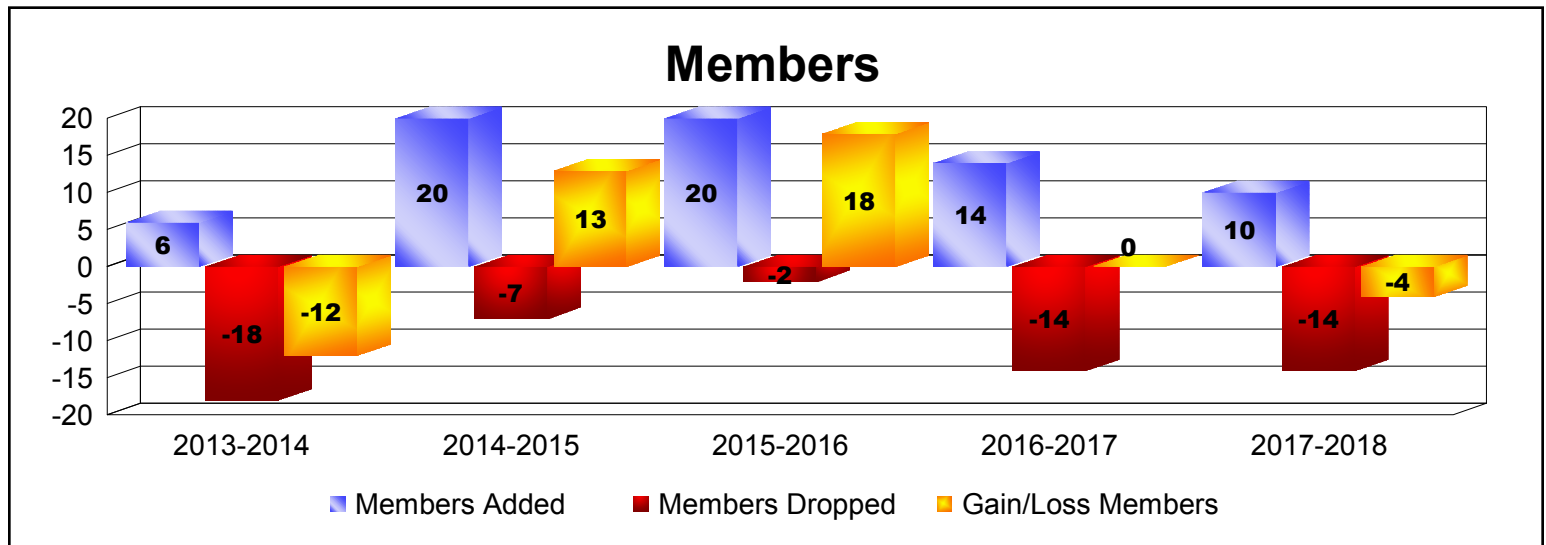
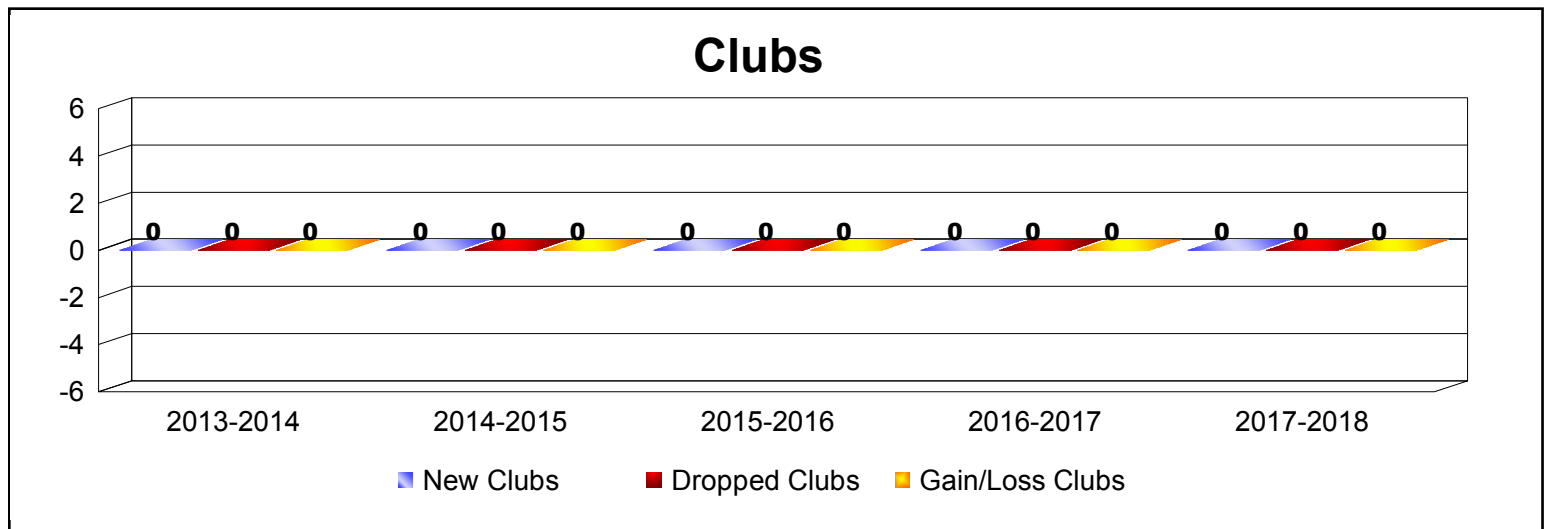
June 2018 Cumulative



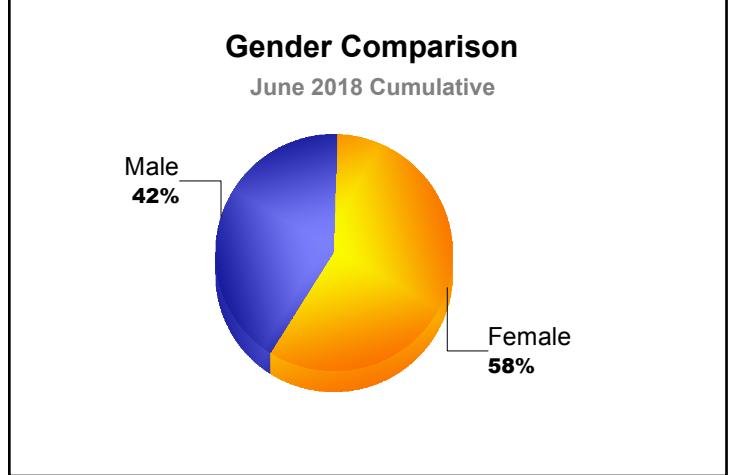
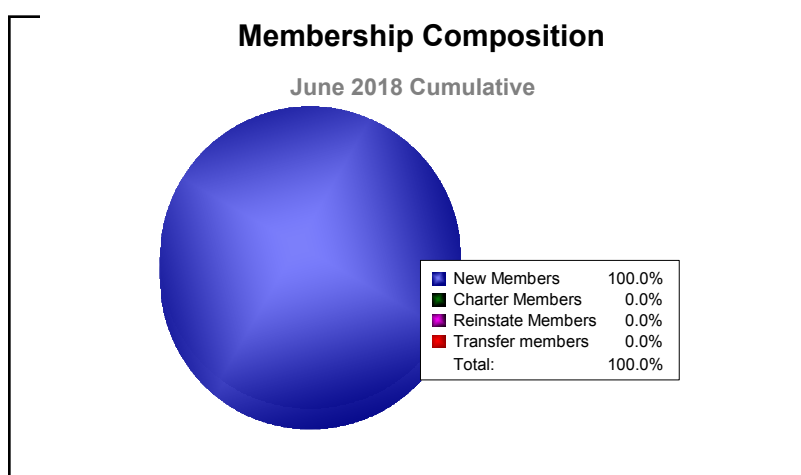
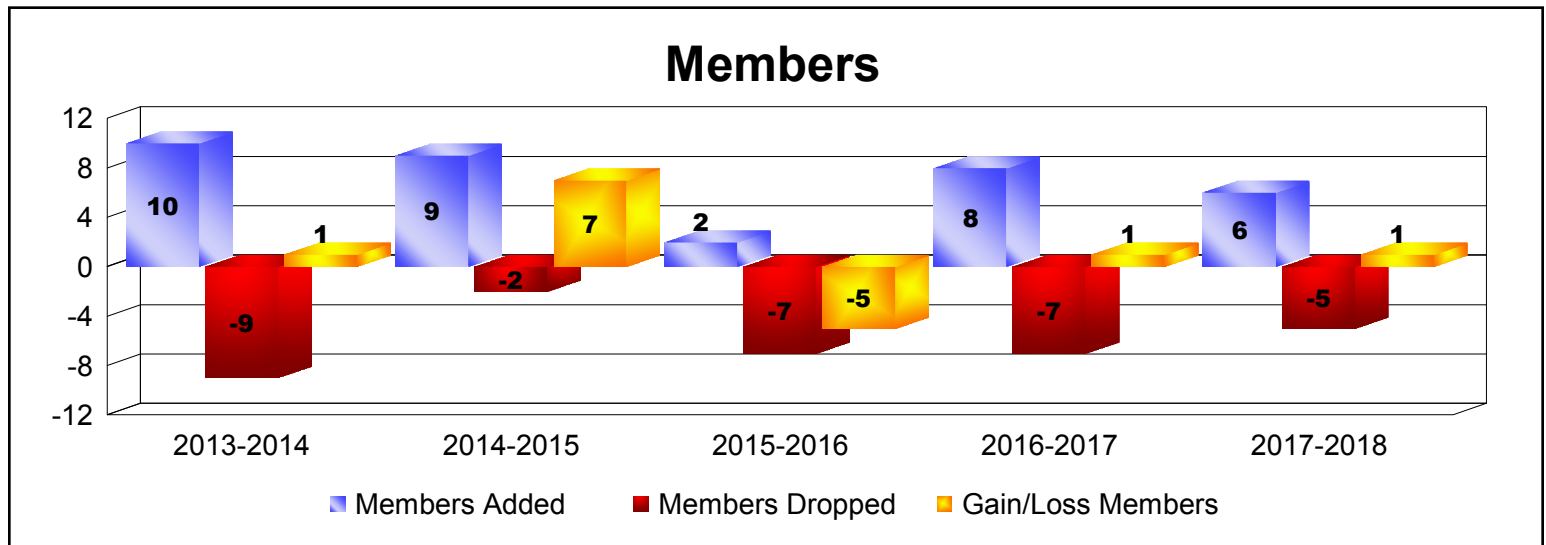
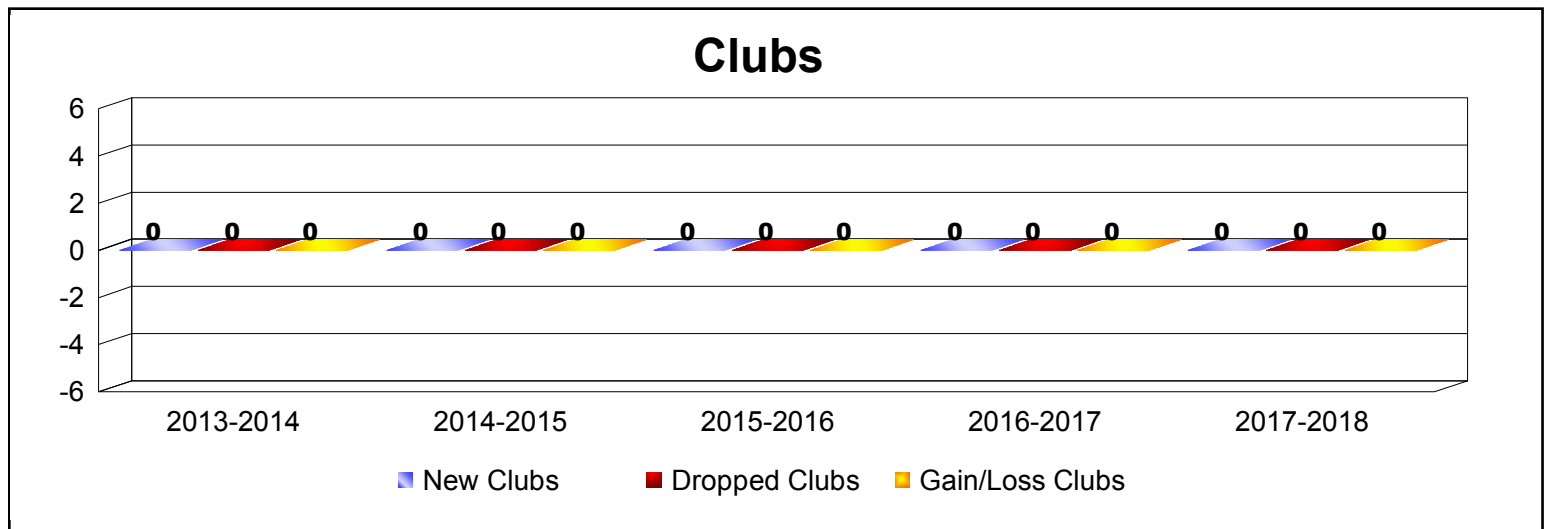
| Year | New Clubs | Dropped Clubs | Gain/ Loss Clubs | New Members | Charter Members | Reinstate Members | Transfer Members | Total Member Added | Total Members Dropped | Gain/ Loss Members |
|----------------|-----------|---------------|------------------|-------------|-----------------|-------------------|------------------|--------------------|-----------------------|--------------------|
| 2013-2014 | 0 | 0 | 0 | 0 | 0 | 0 | 1 | 1 | -6 | -5 |
| 2014-2015 | 0 | 0 | 0 | 3 | 0 | 0 | 0 | 3 | -3 | 0 |
| 2015-2016 | 0 | 0 | 0 | 1 | 0 | 0 | 0 | 1 | -1 | 0 |
| 2016-2017 | 0 | 0 | 0 | 5 | 0 | 2 | 0 | 7 | -8 | -1 |
| 2017-2018 | 0 | 0 | 0 | 5 | 2 | 4 | 0 | 11 | -10 | 1 |
| Average | 0 | 0 | 0 | 3 | 0 | 1 | 0 | 5 | -6 | -1 |



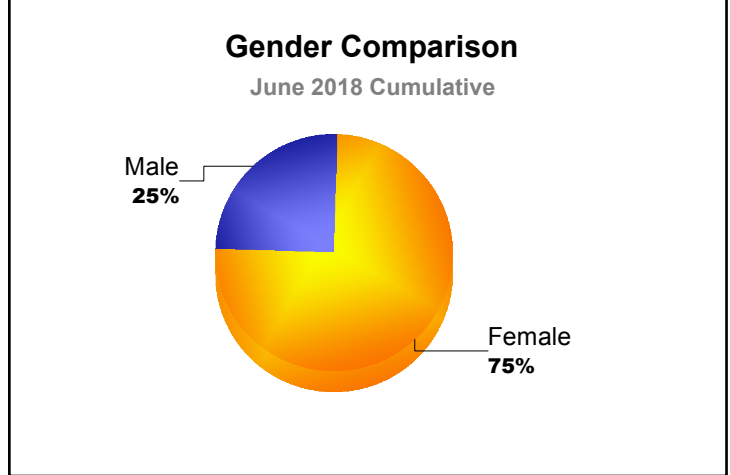
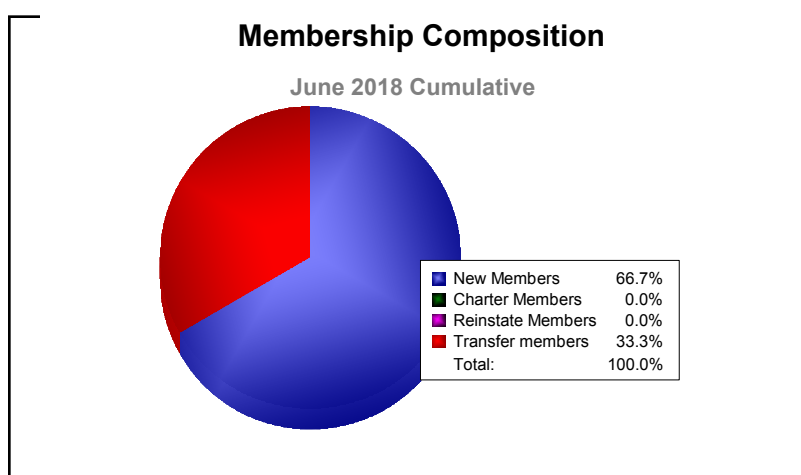
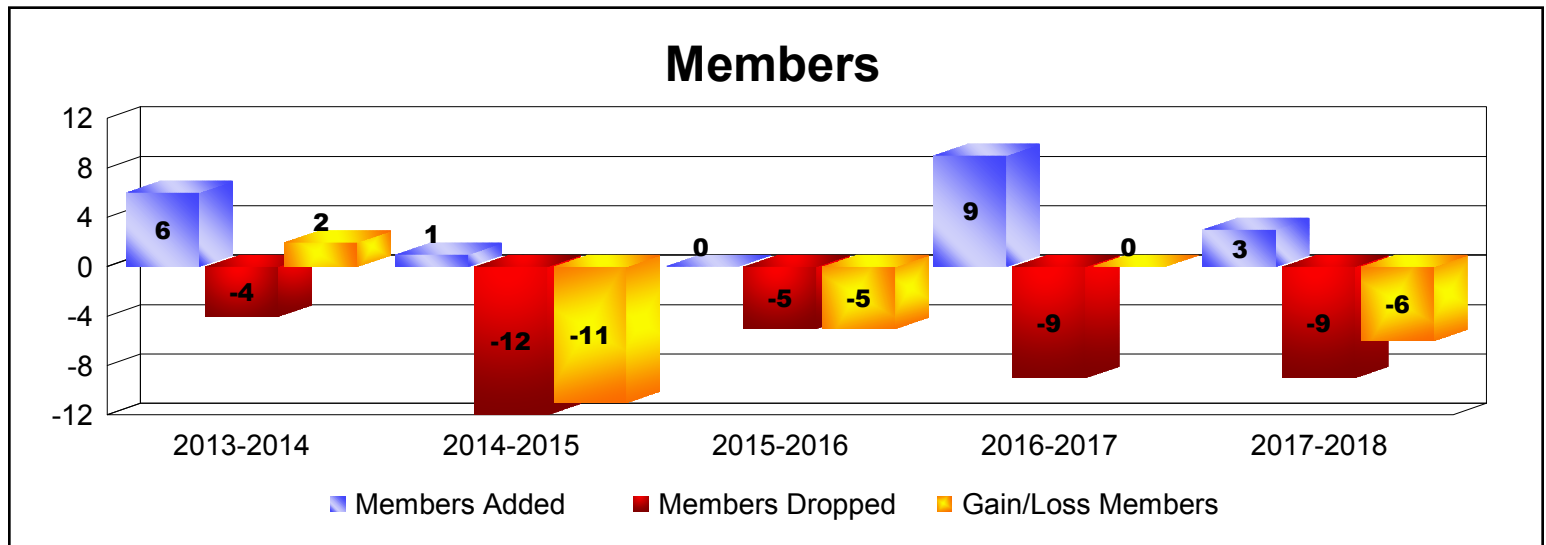
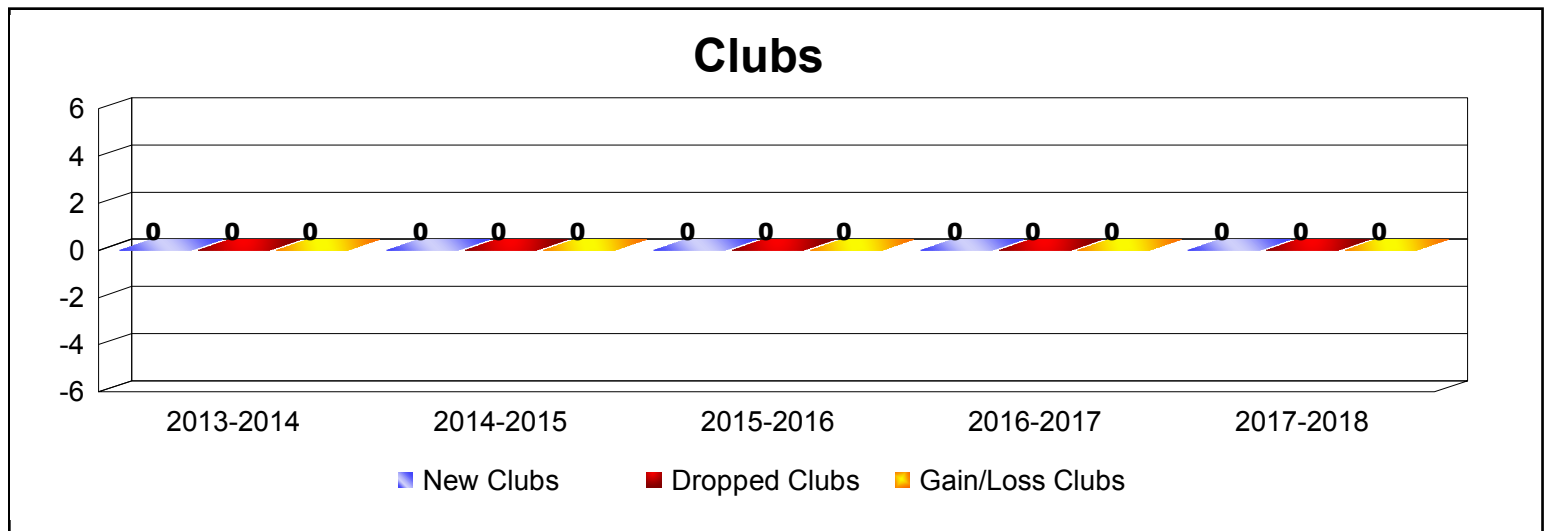
| Year | New Clubs | Dropped Clubs | Gain/ Loss Clubs | New Members | Charter Members | Reinstate Members | Transfer Members | Total Member Added | Total Members Dropped | Gain/ Loss Members |
|----------------|-----------|---------------|------------------|-------------|-----------------|-------------------|------------------|--------------------|-----------------------|--------------------|
| 2013-2014 | 0 | 0 | 0 | 6 | 0 | 0 | 0 | 6 | -18 | -12 |
| 2014-2015 | 0 | 0 | 0 | 18 | 0 | 1 | 1 | 20 | -7 | 13 |
| 2015-2016 | 0 | 0 | 0 | 20 | 0 | 0 | 0 | 20 | -2 | 18 |
| 2016-2017 | 0 | 0 | 0 | 14 | 0 | 0 | 0 | 14 | -14 | 0 |
| 2017-2018 | 0 | 0 | 0 | 10 | 0 | 0 | 0 | 10 | -14 | -4 |
| Average | 0 | 0 | 0 | 14 | 0 | 0 | 0 | 14 | -11 | 3 |



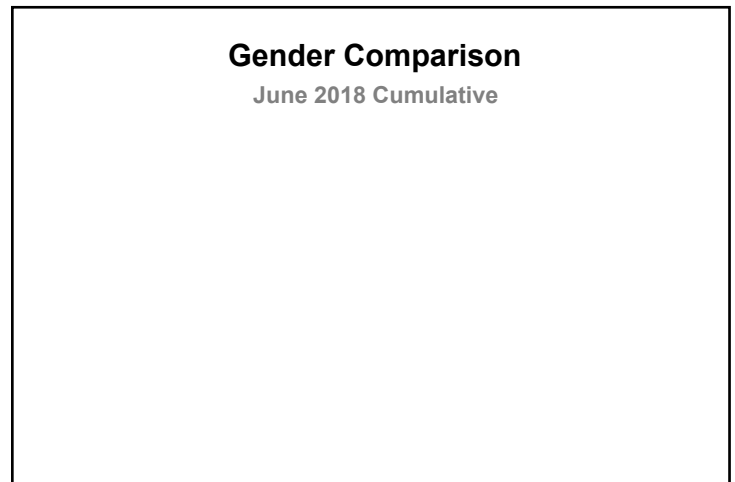
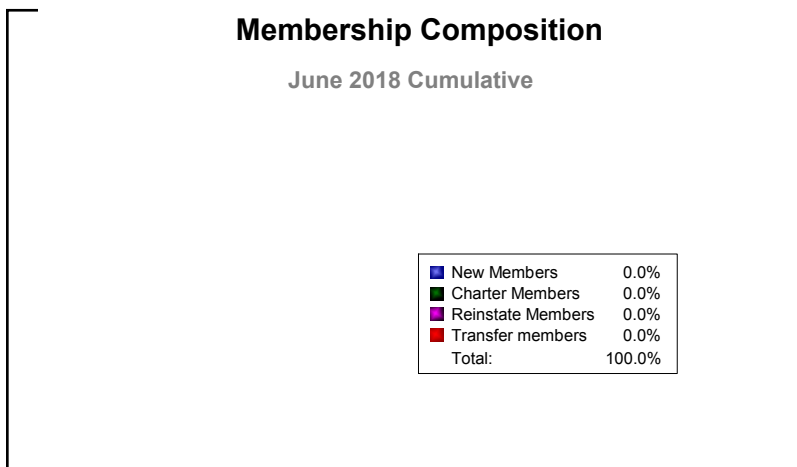
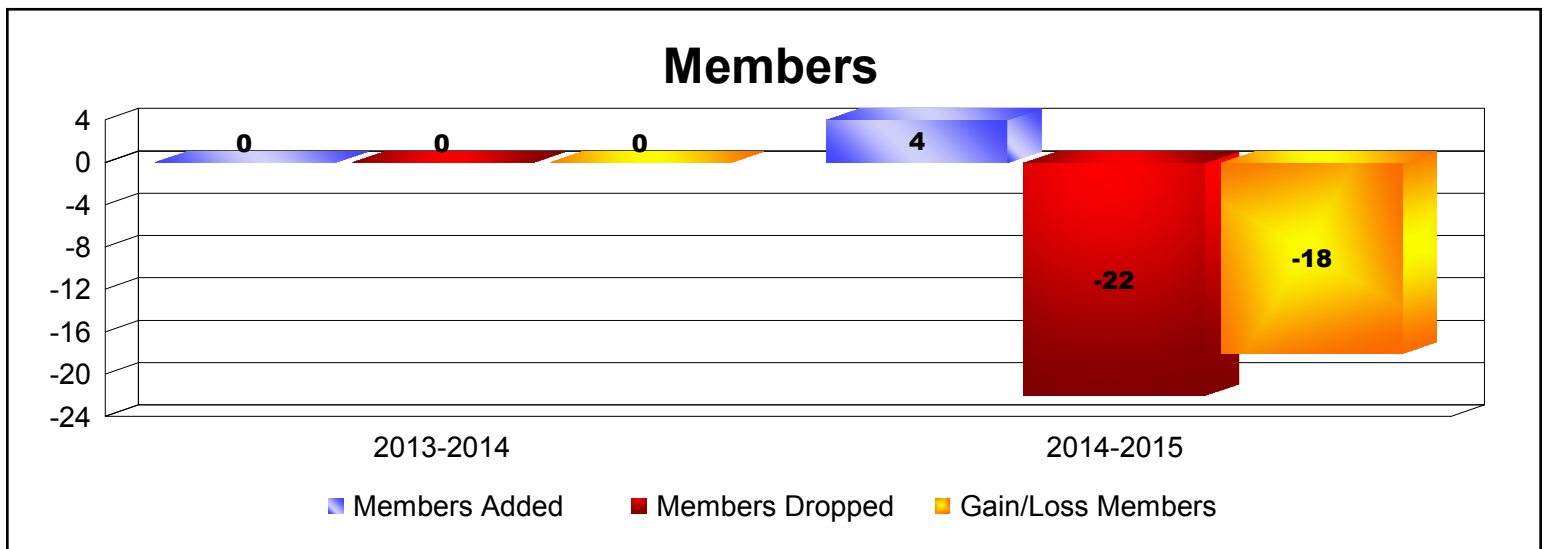
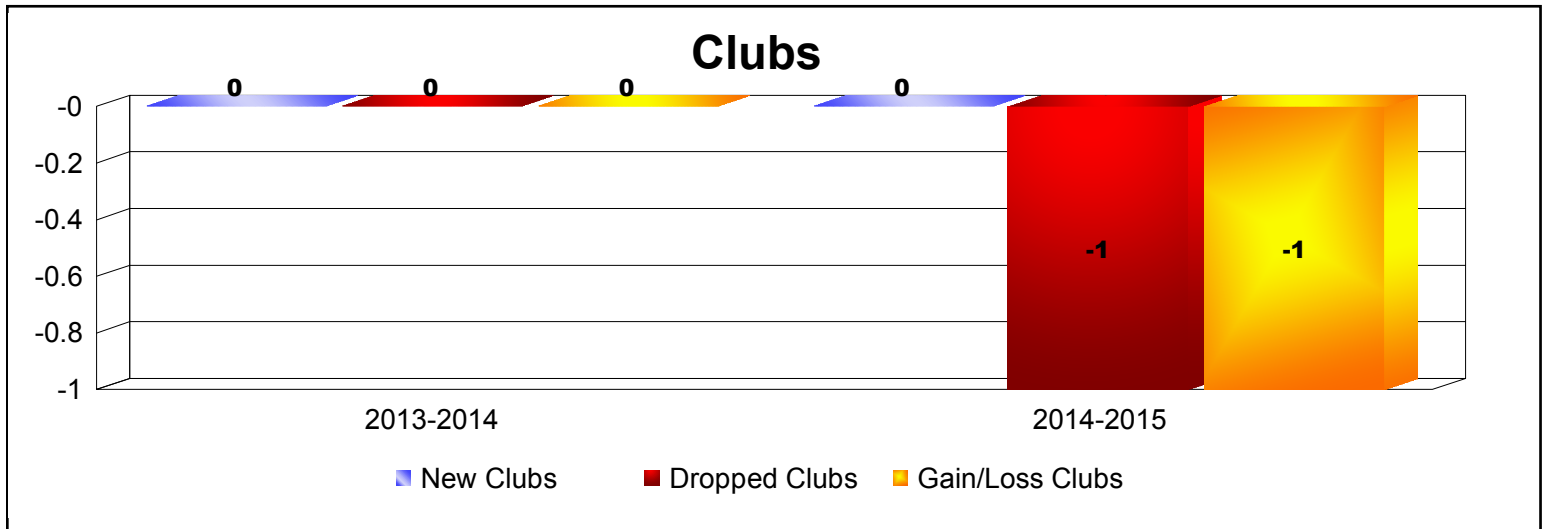
| Year | New Clubs | Dropped Clubs | Gain/ Loss Clubs | New Members | Charter Members | Reinstate Members | Transfer Members | Total Member Added | Total Members Dropped | Gain/ Loss Members |
|----------------|-----------|---------------|------------------|-------------|-----------------|-------------------|------------------|--------------------|-----------------------|--------------------|
| 2013-2014 | 0 | 0 | 0 | 10 | 0 | 0 | 0 | 10 | -9 | 1 |
| 2014-2015 | 0 | 0 | 0 | 8 | 1 | 0 | 0 | 9 | -2 | 7 |
| 2015-2016 | 0 | 0 | 0 | 2 | 0 | 0 | 0 | 2 | -7 | -5 |
| 2016-2017 | 0 | 0 | 0 | 8 | 0 | 0 | 0 | 8 | -7 | 1 |
| 2017-2018 | 0 | 0 | 0 | 6 | 0 | 0 | 0 | 6 | -5 | 1 |
| Average | 0 | 0 | 0 | 7 | 0 | 0 | 0 | 7 | -6 | 1 |



| Year | New Clubs | Dropped Clubs | Gain/ Loss Clubs | New Members | Charter Members | Reinstate Members | Transfer Members | Total Member Added | Total Members Dropped | Gain/ Loss Members |
|----------------|-----------|---------------|------------------|-------------|-----------------|-------------------|------------------|--------------------|-----------------------|--------------------|
| 2013-2014 | 0 | 0 | 0 | 6 | 0 | 0 | 0 | 6 | -4 | 2 |
| 2014-2015 | 0 | 0 | 0 | 1 | 0 | 0 | 0 | 1 | -12 | -11 |
| 2015-2016 | 0 | 0 | 0 | 0 | 0 | 0 | 0 | 0 | -5 | -5 |
| 2016-2017 | 0 | 0 | 0 | 8 | 0 | 1 | 0 | 9 | -9 | 0 |
| 2017-2018 | 0 | 0 | 0 | 2 | 0 | 0 | 1 | 3 | -9 | -6 |
| Average | 0 | 0 | 0 | 3 | 0 | 0 | 0 | 4 | -8 | -4 |



| Year | New Clubs | Dropped Clubs | Gain/ Loss Clubs | New Members | Charter Members | Reinstate Members | Transfer Members | Total Member Added | Total Members Dropped | Gain/ Loss Members |
|----------------|-----------|---------------|------------------|-------------|-----------------|-------------------|------------------|--------------------|-----------------------|--------------------|
| 2013-2014 | 0 | 0 | 0 | 0 | 0 | 0 | 0 | 0 | 0 | 0 |
| 2014-2015 | 0 | -1 | -1 | 4 | 0 | 0 | 0 | 4 | -22 | -18 |
| Average | 0 | -1 | -1 | 2 | 0 | 0 | 0 | 2 | -11 | -9 |



| Year | New Clubs | Dropped Clubs | Gain/ Loss Clubs | New Members | Charter Members | Reinstate Members | Transfer Members | Total Member Added | Total Members Dropped | Gain/ Loss Members |
|-----------|-----------|---------------|------------------|-------------|-----------------|-------------------|------------------|--------------------|-----------------------|--------------------|
| 2013-2014 | 0 | 0 | 0 | 0 | 0 | 0 | 0 | 0 | 0 | 0 |
| 2014-2015 | 0 | -1 | -1 | 0 | 0 | 0 | 0 | 0 | -14 | -14 |
| Average | 0 | -1 | -1 | 0 | 0 | 0 | 0 | 0 | -7 | -7 |

